

Fixed Frequency Synthesizer Surface Mount Module

Applications

- Point to point transmission
- Satellite Communications
-

Application Notes

- AN-107: Manual Soldering Technique
- AN-205: Measuring Phase Noise for SFS Series

Performance Specifications

	Min	Typ	Max	Units
Frequency	6520		6520	MHz
Phase Noise @ 10 kHz offset (1 Hz BW)		-90		dBc/Hz
Harmonic Suppression (2nd)		-20		dBc
Spurious Suppression		-65		dBc
Power Output	3	6	9	dBm
Load Impedance		50		Ω
Settling Time		.3		mS
Operating Temperature Range	-40		80	$^{\circ}\text{C}$
Package Style	PLL-V12N			

Power Supply Requirements

	Min	Typ	Max	Units
Supply Voltage 1: PLL (Vcc, nom)		3		Vdc
Supply Voltage 2: VCO (Vcc, nom)		5		Vdc
Supply Current 1: PLL (Icc, typ)		11		mA
Supply Current 2: VCO (Icc, typ)		40		mA

Reference Oscillator Signal

	Min	Typ	Max	Units
Frequency		10		MHz
Phase Noise @1 kHz offset		-145		dBc/Hz

Additional Notes

Pin 7,8,9 are N/C.

LFSuffix = RoHS Compliant. All specifications are subject to change without notice.

© Z-Communications, Inc. All Rights Reserved.

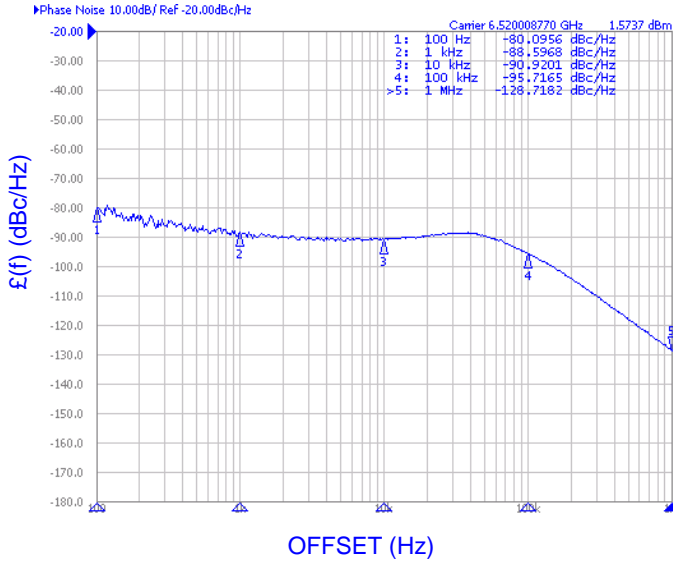
9939 Via Pasar | San Diego, CA 92126 | TEL: (858) 621-2700 | FAX: (858) 621-2722

URL: www.zcomm.com | EMAIL: applications@zcomm.com

Phase Noise, typ.

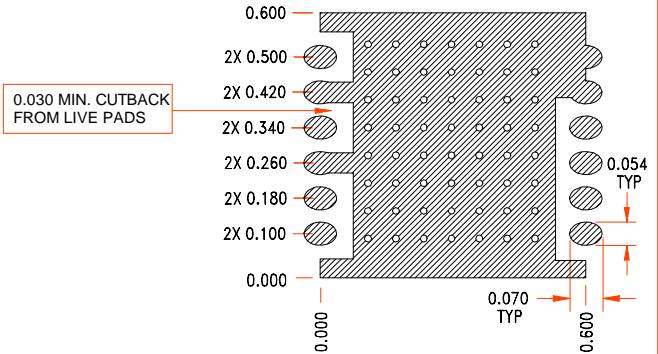
Footprint

PHASE NOISE (1 Hz BW, typical)

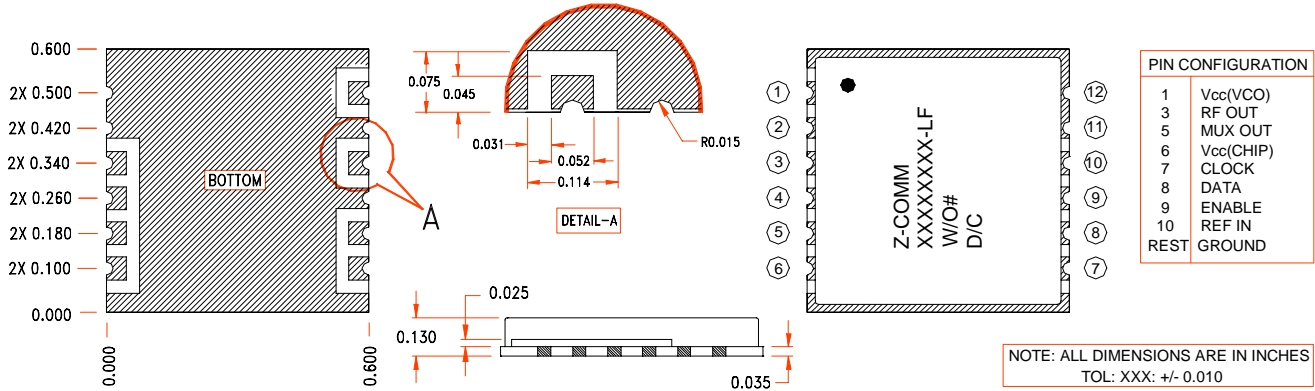


RECOMMENDED FOOTPRINT

SEVERAL HOLES OF ϕ 0.015 ON GND. PLANE ARE RECOMMENDED FOR GOOD GROUNDING.



Physical Dimensions



PIN CONFIGURATION	
1	Vcc(VCO)
3	RF OUT
5	MUX OUT
6	Vcc(CHIP)
7	CLOCK
8	DATA
9	ENABLE
10	REF IN
REST	GROUND

LFSuffix = RoHS Compliant. All specifications are subject to change without notice.

© Z-Communications, Inc. All Rights Reserved.

URL: www.zcomm.com | EMAIL: applications@zcomm.com