

## Fixed Frequency Synthesizer Surface Mount Module

### Applications

- Satellite Communications
- Microwave Radio
- 

### Application Notes

- AN-107: Manual Soldering Technique
- AN-205: Measuring Phase Noise for SFS Series

### Performance Specifications

	Min	Typ	Max	Units
Frequency	1980		1980	MHz
Phase Noise @ 10 kHz offset (1 Hz BW)		-95		dBc/Hz
Harmonic Suppression (2nd)		-20		dBc
Spurious Suppression		-70		dBc
Power Output	3	6	9	dBm
Load Impedance		50		$\Omega$
Settling Time		1		mS
Operating Temperature Range	-40		85	$^{\circ}\text{C}$
Package Style	PLL-V12N			

### Power Supply Requirements

	Min	Typ	Max	Units
Supply Voltage 1: PLL (Vcc, nom)		3		Vdc
Supply Voltage 2: VCO (Vcc, nom)		5		Vdc
Supply Current 1: PLL (Icc, typ)		10		mA
Supply Current 2: VCO (Icc, typ)		35		mA

### Reference Oscillator Signal

	Min	Typ	Max	Units
Frequency		10		MHz
Phase Noise @1 kHz offset		-145		dBc/Hz

### Additional Notes

Note1: For Reference oscillator frequency of <20MHz, ensure SR>50V/us. See Analog Devices ADF4106 application note for more details.  
Pin 7, 8, 9 are no connect.

LFSuffix = RoHS Compliant. All specifications are subject to change without notice.

© Z-Communications, Inc. All Rights Reserved.

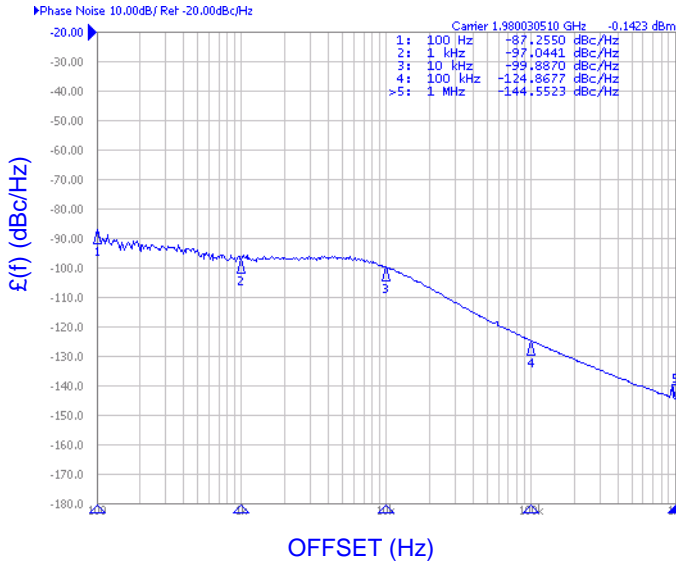
9939 Via Pasar | San Diego, CA 92126 | TEL: (858) 621-2700 | FAX: (858) 621-2722

URL: [www.zcomm.com](http://www.zcomm.com) | EMAIL: [applications@zcomm.com](mailto:applications@zcomm.com)

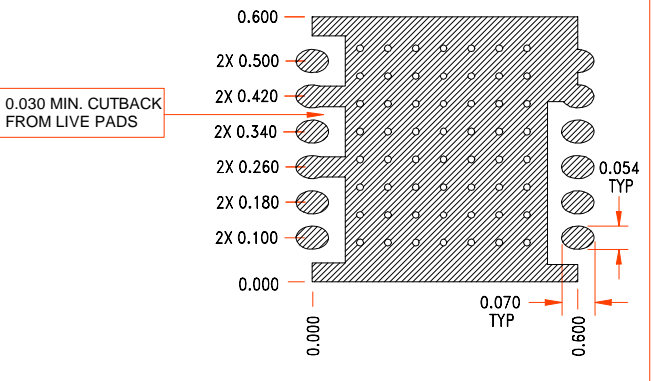
**Phase Noise, typ.**

**Footprint**

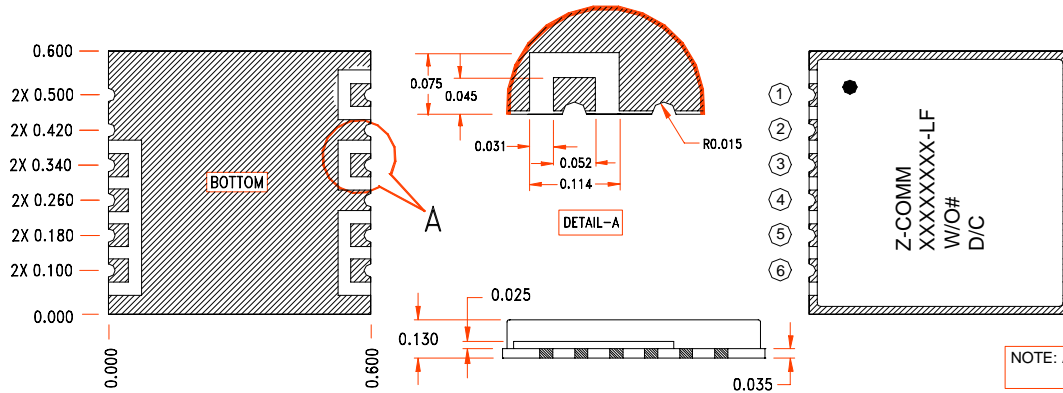
**PHASE NOISE (1 Hz BW, typical)**



**RECOMMENDED FOOTPRINT**  
SEVERAL HOLES OF  $\phi$  0.015 ON GND. PLANE ARE RECOMMENDED FOR GOOD GROUNDING.



**Physical Dimensions**



PIN CONFIGURATION	
1	Vcc(VCO)
3	RF OUT
5	MUX OUT
6	Vcc(CHIP)
7	CLOCK
8	DATA
9	ENABLE
10	REF IN
REST	GROUND

NOTE: ALL DIMENSIONS ARE IN INCHES  
TOL: XXX: +/- 0.010

LFSuffix = RoHS Compliant. All specifications are subject to change without notice.

© Z-Communications, Inc. All Rights Reserved.

URL: [www.zcomm.com](http://www.zcomm.com) | EMAIL: [applications@zcomm.com](mailto:applications@zcomm.com)