

# Matched GaAs SPST Switch

## 5 - 4000 MHz

**SW-231**

V2.00

### Features

- Low Insertion Loss: 1.0 dB Typ.
- Fast Switching Speed: 20 ns Typ.
- Ultra Low DC Power Consumption: 0.07 mA Typ.
- Integral TTL
- MIL-STD-883 Screening Available

### Guaranteed Specifications\* (From -55°C to +85°C)

Frequency Range	5 - 4000 MHz	
Insertion Loss	5 - 4000 MHz	2.8 dB Max.
	5 - 2000 MHz	1.5 dB Max.
	5 - 1000 MHz	1.2 dB Max.
	5 - 500 MHz	1.1 dB Max.
VSWR	5 - 4000 MHz	2.3:1 Max.
	5 - 2000 MHz	1.9:1 Max.
	5 - 1000 MHz	1.5:1 Max.
	5 - 500 MHz	1.4:1 Max.
Isolation	5 - 4000 MHz	22 dB Min.
	5 - 2000 MHz	37 dB Min.
	5 - 1000 MHz	50 dB Min.
	5 - 500 MHz	60 dB Min.

### Operating Characteristics

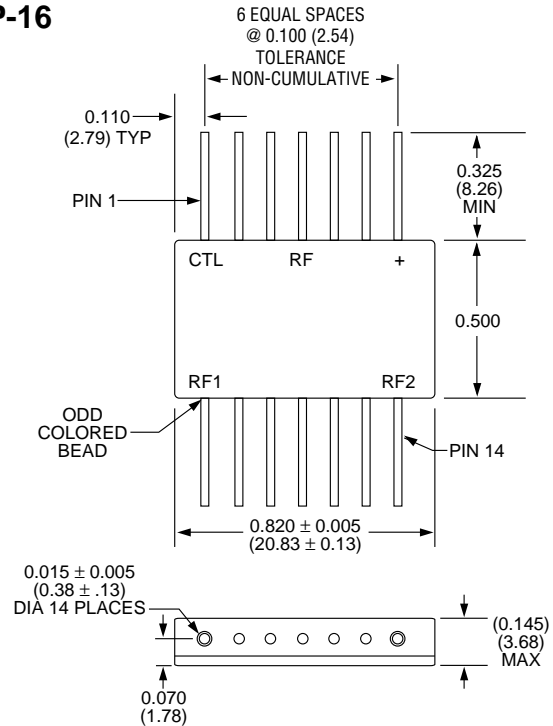
Impedance	50 Ohms Nominal		
Switching Characteristics	'ON', 'OFF (50% CTL to 90/10% RF)		
		7 ns Typ.	
	'ON', 'OFF		
		20 ns Typ.	
Transients (In- Band)			70 mV Typ.
Input Power for 1 dB Compression	500 - 4000 MHz		
		+ 27 dBm Typ.	
50 MHz			+ 21 dBm Typ.
Intermodulation Intercept Point (for two-tone input power up to +13 dBm)			
Intercept Points	IP <sub>2</sub>	IP <sub>3</sub>	
500 - 4000 MHz	+68	+46	dBm Typ
50 MHz	+60	+40	dBm Typ
Bias Power	+ 5 VDC @ 0.07 mA Typ, 1mA Max.		

\* All specifications apply when operated with bias voltages of + 5 VDC. 50 ohm impedance at all RF ports.

### Ordering Information

SW-231 PIN Flatpack

### FP-16



Dimensions in ( ) are in mm.  
Unless Otherwise Noted: .xxx = ±0.010 (.xx = ±0.25)  
.xx = ±0.02 (.x = ±0.5)  
WEIGHT (APPROX.): 0.14 OUNCES 4 GRAMS

Specifications Subject to Change Without Notice.

**M/A-COM, Inc.**

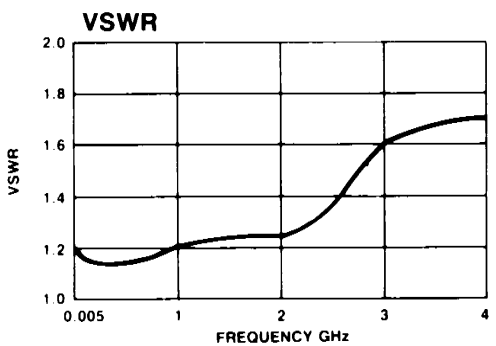
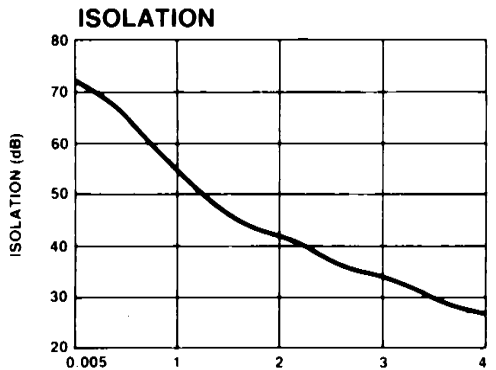
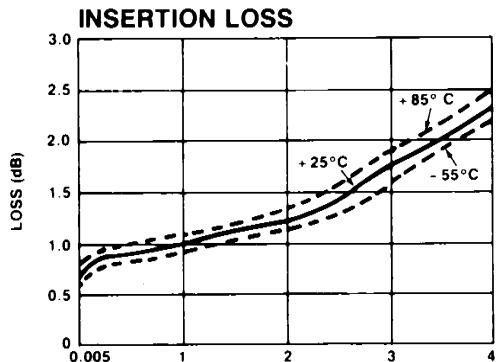
North America: Tel. (800) 366-2266  
Fax (800) 618-8883

■ Asia/Pacific: Tel. +81 (03) 3226-1671  
Fax +81 (03) 3226-1451

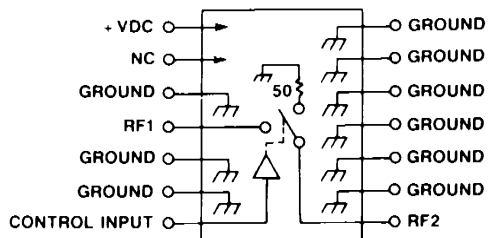
■ Europe: Tel. +44 (1344) 869 595  
Fax +44 (1344) 300 020

1

Typical Performance



Schematic



Truth Table

Control Input	Condition Of Switch
"1" = Logic High TTL	RF1 to RF2
1	ON
0	OFF

Specifications Subject to Change Without Notice.