
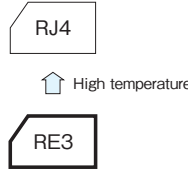


Standard Capacitors

GREEN CAP

Anti-cleaning solvent 250V Max.

• Guarantees 2000 hours at 85°C.



Marking color : White print on a blue sleeve

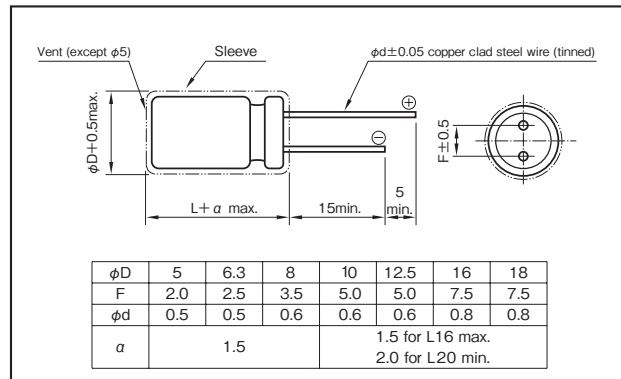
Specifications

Item	Performance																																															
Category temperature range (°C)	-40 to +85																																															
Tolerance at rated capacitance (%)	±20 (20°C, 120Hz)																																															
Leakage current (µA)	<table border="1"> <tr> <th>Rated voltage (V)</th> <th>6.3 to 100</th> <th>160 to 450</th> </tr> <tr> <td>Leakage current (µA)</td> <td>Less than 0.03CV or 4 whichever is larger (after 1 minute) Less than 0.01CV or 3 whichever is larger (after 2 minutes)</td> <td>CV ≤ 1000 : Less than 0.1CV+40 (after 1 minute) CV > 1000 : Less than 0.04CV+100 (after 1 minute)</td> </tr> </table>	Rated voltage (V)	6.3 to 100	160 to 450	Leakage current (µA)	Less than 0.03CV or 4 whichever is larger (after 1 minute) Less than 0.01CV or 3 whichever is larger (after 2 minutes)	CV ≤ 1000 : Less than 0.1CV+40 (after 1 minute) CV > 1000 : Less than 0.04CV+100 (after 1 minute)																																									
	Rated voltage (V)	6.3 to 100	160 to 450																																													
Leakage current (µA)	Less than 0.03CV or 4 whichever is larger (after 1 minute) Less than 0.01CV or 3 whichever is larger (after 2 minutes)	CV ≤ 1000 : Less than 0.1CV+40 (after 1 minute) CV > 1000 : Less than 0.04CV+100 (after 1 minute)																																														
C : Rated capacitance (µF) V : Rated voltage (V) (20°C)																																																
Tangent of loss angle (tanδ)	<table border="1"> <tr> <th>Rated voltage (V)</th> <th>6.3</th> <th>10</th> <th>16</th> <th>25</th> <th>35</th> <th>50</th> <th>63</th> <th>100</th> <th>160</th> <th>200</th> <th>250</th> <th>315</th> <th>350</th> <th>400</th> <th>450</th> </tr> <tr> <td>tanδ (max.)</td> <td>0.28</td> <td>0.24</td> <td>0.20</td> <td>0.16</td> <td>0.14</td> <td>0.12</td> <td>0.10</td> <td>0.08</td> <td>0.20</td> <td>0.20</td> <td>0.20</td> <td>0.24</td> <td>0.24</td> <td>0.24</td> <td>0.24</td> </tr> </table>	Rated voltage (V)	6.3	10	16	25	35	50	63	100	160	200	250	315	350	400	450	tanδ (max.)	0.28	0.24	0.20	0.16	0.14	0.12	0.10	0.08	0.20	0.20	0.20	0.24	0.24	0.24	0.24															
	Rated voltage (V)	6.3	10	16	25	35	50	63	100	160	200	250	315	350	400	450																																
tanδ (max.)	0.28	0.24	0.20	0.16	0.14	0.12	0.10	0.08	0.20	0.20	0.20	0.24	0.24	0.24	0.24																																	
0.02 is added to every 1000µF increase over 1000µF. (20°C, 120Hz)																																																
Characteristics at high and low temperature	<table border="1"> <tr> <th>Rated voltage (V)</th> <th>6.3</th> <th>10</th> <th>16</th> <th>25</th> <th>35</th> <th>50</th> <th>63</th> <th>100</th> <th>160</th> <th>200</th> <th>250</th> <th>315</th> <th>350</th> <th>400</th> <th>450</th> </tr> <tr> <td rowspan="2">Impedance ratio (max.)</td> <td>Z-25°C/Z+20°C</td> <td>5</td> <td>4</td> <td>3</td> <td>2</td> <td>2</td> <td>2</td> <td>2</td> <td>4</td> <td>4</td> <td>4</td> <td>4</td> <td>4</td> <td>4</td> <td>4</td> </tr> <tr> <td>Z-40°C/Z+20°C</td> <td>12</td> <td>10</td> <td>8</td> <td>5</td> <td>4</td> <td>3</td> <td>3</td> <td>3</td> <td>15</td> <td>15</td> <td>15</td> <td>10</td> <td>10</td> <td>10</td> </tr> </table>	Rated voltage (V)	6.3	10	16	25	35	50	63	100	160	200	250	315	350	400	450	Impedance ratio (max.)	Z-25°C/Z+20°C	5	4	3	2	2	2	2	4	4	4	4	4	4	4	Z-40°C/Z+20°C	12	10	8	5	4	3	3	3	15	15	15	10	10	10
	Rated voltage (V)	6.3	10	16	25	35	50	63	100	160	200	250	315	350	400	450																																
Impedance ratio (max.)	Z-25°C/Z+20°C	5	4	3	2	2	2	2	4	4	4	4	4	4	4																																	
	Z-40°C/Z+20°C	12	10	8	5	4	3	3	3	15	15	15	10	10	10																																	
(120Hz)																																																
Endurance (85°C) (Applied ripple current)	Test time	2000 hours																																														
	Leakage current	The initial specified value or less																																														
	Percentage of capacitance change	Within ±20% of initial value																																														
	Tangent of the loss angle	200% or less of the initial specified value																																														
Shelf life (85°C)	Test time : 1000 hours ; other items are the same as those for the endurance. Voltage application treatment																																															
Applicable standards	JIS C5101-1, -4 1998 (IEC 60384-1 1992, -4 1985)																																															

Aluminum Electrolytic Capacitors

Outline Drawing


Unit : mm



Coefficient of Frequency for Rated Ripple Current

Rated voltage (V)	Frequency (Hz) CV (µF×WV)	Frequency (Hz)				
		50 · 60	120	1k	10k	100k
6.3 to 16	All CV value	0.8	1	1.1	1.2	1.2
	≤ 1000	0.8	1	1.5	1.7	1.7
25 to 35	1000 <	0.8	1	1.2	1.3	1.3
	≤ 1000	0.8	1	1.6	1.9	1.9
50 to 100	1000 <	0.8	1	1.2	1.3	1.3
	≤ 1000	0.8	1	1.3	1.5	1.6
160 to 450	All CV value	0.8	1	1.3	1.5	1.6

Part numbering system (example : 16V1000µF)



Casing symbol

Size φD×L (mm)	Casing Symbol	Size φD×L (mm)	Casing Symbol
5×11	E3	12.5×25	I6
6.3×11	F3	16×25	J6
8×11.5	G3	16×31.5	J7
10×12.5	H3	16×35.5	J8
10×16	H4	18×35.5	K8
10×20	H5	18×40	K9
12.5×20	I5		

• The standard ratings are described on the next page.

NOTE

Design, Specifications are subject to change without notice.
Ask factory for technical specifications before purchase and/or use.

Standard Ratings

Rated voltage (V)	Item	6.3			10			16			25			35			50			63			100		
		Case	ESR	Rated ripple current	Case	ESR	Rated ripple current	Case	ESR	Rated ripple current	Case	ESR	Rated ripple current	Case	ESR	Rated ripple current	Case	ESR	Rated ripple current	Case	ESR	Rated ripple current	Case	ESR	Rated ripple current
		$\phi D \times L$ (mm)	Ω	mArms	$\phi D \times L$ (mm)	Ω	mArms	$\phi D \times L$ (mm)	Ω	mArms	$\phi D \times L$ (mm)	Ω	mArms	$\phi D \times L$ (mm)	Ω	mArms	$\phi D \times L$ (mm)	Ω	mArms	$\phi D \times L$ (mm)	Ω	mArms	$\phi D \times L$ (mm)	Ω	mArms
0.1	—	—	—	—	—	—	—	—	—	—	—	—	—	—	—	—	—	—	—	—	—	—	—	—	—
0.22	—	—	—	—	—	—	—	—	—	—	—	—	—	—	—	—	—	—	—	—	—	—	—	—	—
0.33	—	—	—	—	—	—	—	—	—	—	—	—	—	—	—	—	—	—	—	—	—	—	—	—	—
0.47	—	—	—	—	—	—	—	—	—	—	—	—	—	—	—	—	—	—	—	—	—	—	—	—	—
1	—	—	—	—	—	—	—	—	—	—	—	—	—	—	—	—	—	—	—	—	—	—	—	—	—
2.2	—	—	—	—	—	—	—	—	—	—	—	—	—	—	—	—	—	—	—	—	—	—	—	—	—
3.3	—	—	—	—	—	—	—	—	—	—	—	—	—	—	—	—	—	—	—	—	—	—	—	—	—
4.7	—	—	—	—	—	—	—	—	—	—	—	—	—	—	—	—	—	—	—	—	—	—	—	—	—
10	—	—	—	—	—	—	—	—	—	—	—	—	—	—	—	—	—	—	—	—	—	—	—	—	—
22	—	—	—	—	—	—	—	—	—	—	—	—	—	—	—	—	—	—	—	—	—	—	—	—	—
33	—	—	—	—	—	—	—	—	—	—	—	—	—	—	—	—	—	—	—	—	—	—	—	—	—
47	—	—	—	—	—	—	—	—	—	—	—	—	—	—	—	—	—	—	—	—	—	—	—	—	—
100	—	—	—	—	—	—	—	—	—	—	—	—	—	—	—	—	—	—	—	—	—	—	—	—	—
220	—	—	—	—	—	—	—	—	—	—	—	—	—	—	—	—	—	—	—	—	—	—	—	—	—
330	—	—	—	—	—	—	—	—	—	—	—	—	—	—	—	—	—	—	—	—	—	—	—	—	—
470	—	—	—	—	—	—	—	—	—	—	—	—	—	—	—	—	—	—	—	—	—	—	—	—	—
1000	—	—	—	—	—	—	—	—	—	—	—	—	—	—	—	—	—	—	—	—	—	—	—	—	—
2200	—	—	—	—	—	—	—	—	—	—	—	—	—	—	—	—	—	—	—	—	—	—	—	—	—
3300	—	—	—	—	—	—	—	—	—	—	—	—	—	—	—	—	—	—	—	—	—	—	—	—	—
4700	—	—	—	—	—	—	—	—	—	—	—	—	—	—	—	—	—	—	—	—	—	—	—	—	—
6800	—	—	—	—	—	—	—	—	—	—	—	—	—	—	—	—	—	—	—	—	—	—	—	—	—
10000	—	—	—	—	—	—	—	—	—	—	—	—	—	—	—	—	—	—	—	—	—	—	—	—	—
15000	—	—	—	—	—	—	—	—	—	—	—	—	—	—	—	—	—	—	—	—	—	—	—	—	—
22000	—	—	—	—	—	—	—	—	—	—	—	—	—	—	—	—	—	—	—	—	—	—	—	—	—

Miniature Aluminum Electrolytic Capacitors

Rated voltage (V)	Item	160			200			250			315			350			400			450				
		Case	ESR	Rated ripple current	Case	ESR	Rated ripple current	Case	ESR	Rated ripple current	Case	ESR	Rated ripple current	Case	ESR	Rated ripple current	Case	ESR	Rated ripple current	Case	ESR	Rated ripple current		
		$\phi D \times L$ (mm)	Ω	mArms	$\phi D \times L$ (mm)	Ω	mArms	$\phi D \times L$ (mm)	Ω	mArms	$\phi D \times L$ (mm)	Ω	mArms	$\phi D \times L$ (mm)	Ω	mArms	$\phi D \times L$ (mm)	Ω	mArms	$\phi D \times L$ (mm)	Ω	mArms		
0.47	6.3x11	706	15	6.3x11	706	15	6.3x11	706	15	6.3x11	847	15	6.3x11	847	15	6.3x11	847	15	8x11.5	847	18			
1	6.3x11	332	22	6.3x11	332	22	6.3x11	332	22	6.3x11	398	22	6.3x11	398	22	6.3x11	398	22	8x11.5	398	25			
2.2	6.3x11	151	32	6.3x11	151	32	6.3x11	151	32	8x11.5	181	38	8x11.5	181	38	8x11.5	181	38	10x12.5	181	43			
3.3	6.3x11	101	40	6.3x11	101	40	8x11.5	101	48	10x12.5	121	53	10x12.5	121	53	10x12.5	121	54	10x16	121	59			
4.7	6.3x11	70.6	48	8x11.5	70.6	56	8x11.5	70.6	56	10x12.5	84.7	65	10x12.5	84.7	65	10x16	84.7	71	10x20	84.7	76			
10	8x11.5	33.2	81	10x12.5	33.2	94	10x16	33.2	101	10x20	39.8	115	10x20	39.8	115	12.5x20	39.8	123	12.5x20	39.8	123			
22	10x16	15.1	151	10x20	15.1	170	12.5x20	15.1	182	12.5x20	18.1	182	12.5x25	18.1	197	12.5x25	18.1	197	16x25	18.1	226			
33	10x20	10.1	202	12.5x20	10.1	223	12.5x25	10.1	243	16x25	12.1	277	16x25	12.1	277	16x25	12.1	277	16x31.5	12.1	304			
47	12.5x20	7.06	266	12.5x25	7.06	265	12.5x25	7.06	295	16x25	8.47	330	16x25	8.47	330	16x31.5	8.47	361	16x35.5	8.47	380			
100	12.5x25	3.32	422	16x25	3.32	483	16x31.5	3.32	528	18x31.5	3.98	567	18x31.5	3.98	567	—	—	—	—	—	—	—	—	—
220	16x31.5	1.51	783	18x35.5	1.51	882	—	—	—	—	—	—	—	—	—	—	—	—	—	—	—	—	—	—
330	18x35.5	1.01	1080	—	—	—	—	—	—	—	—	—	—	—	—	—	—	—	—	—	—	—	—	—

(Note) ESR : 20°C, 120Hz ; Rated ripple current : 85°C, 120Hz