

To our customers,

Old Company Name in Catalogs and Other Documents

On April 1st, 2010, NEC Electronics Corporation merged with Renesas Technology Corporation, and Renesas Electronics Corporation took over all the business of both companies. Therefore, although the old company name remains in this document, it is a valid Renesas Electronics document. We appreciate your understanding.

Renesas Electronics website: <http://www.renesas.com>

April 1st, 2010
Renesas Electronics Corporation

Issued by: Renesas Electronics Corporation (<http://www.renesas.com>)

Send any inquiries to <http://www.renesas.com/inquiry>.

Notice

1. All information included in this document is current as of the date this document is issued. Such information, however, is subject to change without any prior notice. Before purchasing or using any Renesas Electronics products listed herein, please confirm the latest product information with a Renesas Electronics sales office. Also, please pay regular and careful attention to additional and different information to be disclosed by Renesas Electronics such as that disclosed through our website.
2. Renesas Electronics does not assume any liability for infringement of patents, copyrights, or other intellectual property rights of third parties by or arising from the use of Renesas Electronics products or technical information described in this document. No license, express, implied or otherwise, is granted hereby under any patents, copyrights or other intellectual property rights of Renesas Electronics or others.
3. You should not alter, modify, copy, or otherwise misappropriate any Renesas Electronics product, whether in whole or in part.
4. Descriptions of circuits, software and other related information in this document are provided only to illustrate the operation of semiconductor products and application examples. You are fully responsible for the incorporation of these circuits, software, and information in the design of your equipment. Renesas Electronics assumes no responsibility for any losses incurred by you or third parties arising from the use of these circuits, software, or information.
5. When exporting the products or technology described in this document, you should comply with the applicable export control laws and regulations and follow the procedures required by such laws and regulations. You should not use Renesas Electronics products or the technology described in this document for any purpose relating to military applications or use by the military, including but not limited to the development of weapons of mass destruction. Renesas Electronics products and technology may not be used for or incorporated into any products or systems whose manufacture, use, or sale is prohibited under any applicable domestic or foreign laws or regulations.
6. Renesas Electronics has used reasonable care in preparing the information included in this document, but Renesas Electronics does not warrant that such information is error free. Renesas Electronics assumes no liability whatsoever for any damages incurred by you resulting from errors in or omissions from the information included herein.
7. Renesas Electronics products are classified according to the following three quality grades: “Standard”, “High Quality”, and “Specific”. The recommended applications for each Renesas Electronics product depends on the product’s quality grade, as indicated below. You must check the quality grade of each Renesas Electronics product before using it in a particular application. You may not use any Renesas Electronics product for any application categorized as “Specific” without the prior written consent of Renesas Electronics. Further, you may not use any Renesas Electronics product for any application for which it is not intended without the prior written consent of Renesas Electronics. Renesas Electronics shall not be in any way liable for any damages or losses incurred by you or third parties arising from the use of any Renesas Electronics product for an application categorized as “Specific” or for which the product is not intended where you have failed to obtain the prior written consent of Renesas Electronics. The quality grade of each Renesas Electronics product is “Standard” unless otherwise expressly specified in a Renesas Electronics data sheets or data books, etc.
 - “Standard”: Computers; office equipment; communications equipment; test and measurement equipment; audio and visual equipment; home electronic appliances; machine tools; personal electronic equipment; and industrial robots.
 - “High Quality”: Transportation equipment (automobiles, trains, ships, etc.); traffic control systems; anti-disaster systems; anti-crime systems; safety equipment; and medical equipment not specifically designed for life support.
 - “Specific”: Aircraft; aerospace equipment; submersible repeaters; nuclear reactor control systems; medical equipment or systems for life support (e.g. artificial life support devices or systems), surgical implantations, or healthcare intervention (e.g. excision, etc.), and any other applications or purposes that pose a direct threat to human life.
8. You should use the Renesas Electronics products described in this document within the range specified by Renesas Electronics, especially with respect to the maximum rating, operating supply voltage range, movement power voltage range, heat radiation characteristics, installation and other product characteristics. Renesas Electronics shall have no liability for malfunctions or damages arising out of the use of Renesas Electronics products beyond such specified ranges.
9. Although Renesas Electronics endeavors to improve the quality and reliability of its products, semiconductor products have specific characteristics such as the occurrence of failure at a certain rate and malfunctions under certain use conditions. Further, Renesas Electronics products are not subject to radiation resistance design. Please be sure to implement safety measures to guard them against the possibility of physical injury, and injury or damage caused by fire in the event of the failure of a Renesas Electronics product, such as safety design for hardware and software including but not limited to redundancy, fire control and malfunction prevention, appropriate treatment for aging degradation or any other appropriate measures. Because the evaluation of microcomputer software alone is very difficult, please evaluate the safety of the final products or system manufactured by you.
10. Please contact a Renesas Electronics sales office for details as to environmental matters such as the environmental compatibility of each Renesas Electronics product. Please use Renesas Electronics products in compliance with all applicable laws and regulations that regulate the inclusion or use of controlled substances, including without limitation, the EU RoHS Directive. Renesas Electronics assumes no liability for damages or losses occurring as a result of your noncompliance with applicable laws and regulations.
11. This document may not be reproduced or duplicated, in any form, in whole or in part, without prior written consent of Renesas Electronics.
12. Please contact a Renesas Electronics sales office if you have any questions regarding the information contained in this document or Renesas Electronics products, or if you have any other inquiries.

(Note 1) “Renesas Electronics” as used in this document means Renesas Electronics Corporation and also includes its majority-owned subsidiaries.

(Note 2) “Renesas Electronics product(s)” means any product developed or manufactured by or for Renesas Electronics.

HA17L431/HA17L431A Series

Shunt Regulator

REJ03D0691-0600
 (Previous: ADE-204-029E)
 Rev.6.00
 Jun 15, 2005

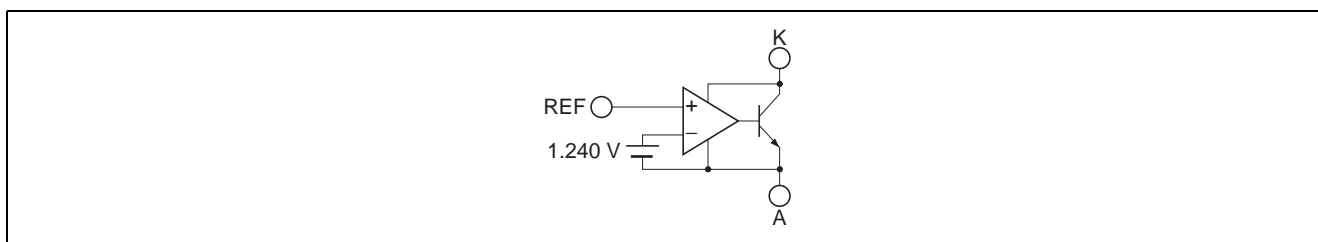
Description

The HA17L431 series and the HA17L431A series are temperature-compensated variable shunt regulators. These ICs can operate at about half voltage in comparison with HA17431 series. They can be replaced for simple Zener diode and they can also be used for switching power supply secondary-side error amplification circuit.

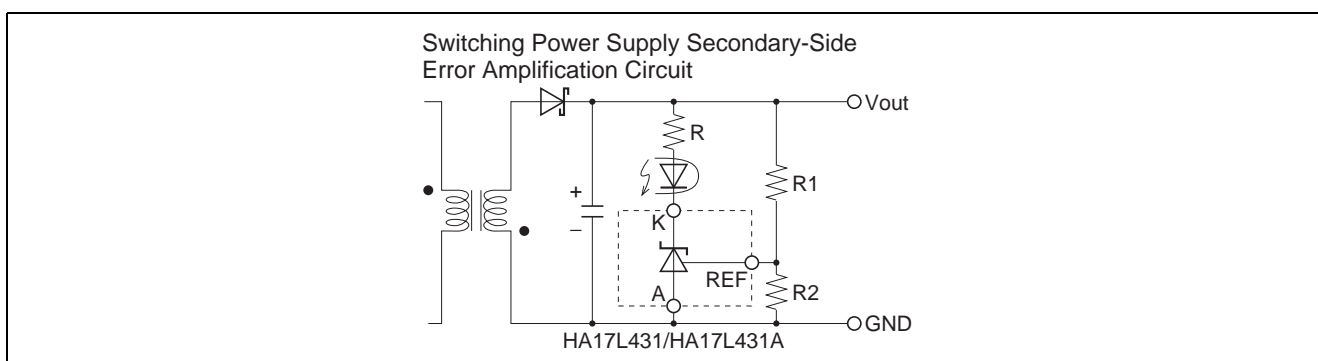
Features

- On-chip high-precision reference voltage source : 1.240 V \pm 1.0% at Ta = 25°C (HA17L431A)
 : 1.240 V \pm 1.5% at Ta = 25°C (HA17L431)
- Small reference voltage temperature coefficient: 30 ppm/°C Typ
- Maximum cathode voltage: 16 V
- Maximum cathode current: 50 mA
- Minimum cathode current: 200 μ A Typ
- Operating temperature range: -20 to +85°C

Block Diagram



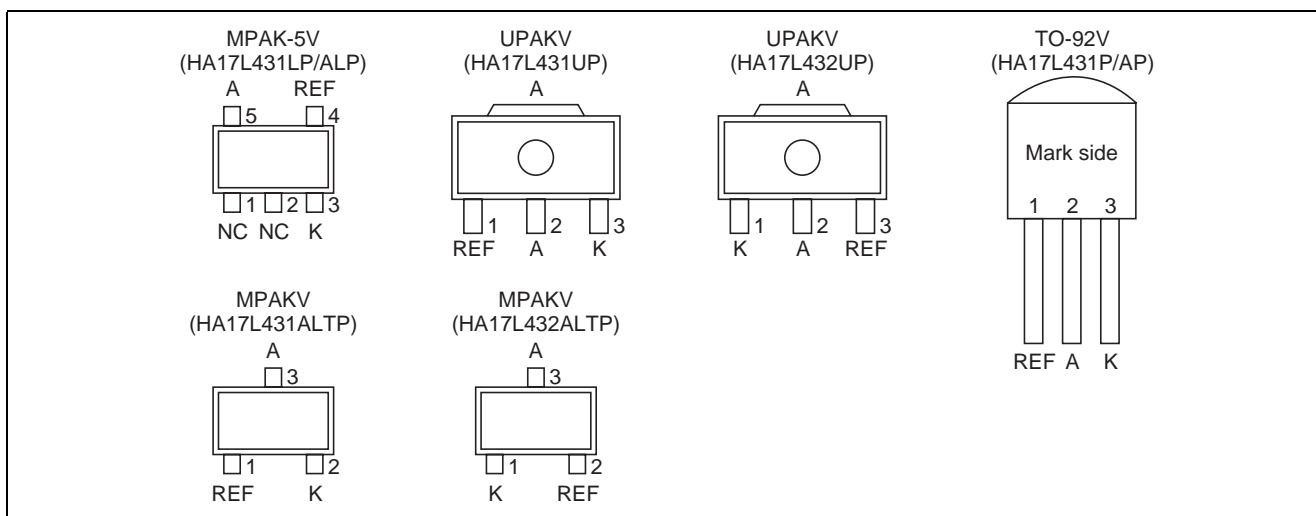
Application Circuit Example



Product Lineup

Item	Reference voltage (at 25°C)		Package Code (Previous Code)	Operating Temperature Range
	Normal Version ±1.5% 1.222V to 1.258V to 1.240V	A Version ±1.0% 1.227V to 1.253V to 1.240V		
Industrial use	HA17L431LP	○	PLSP0005ZB-A (MPAK-5V)	-20 to +85°C
	HA17L431ALP			
	HA17L431P	○	PRSS0003DA-A (TO-92V)	
	HA17L431AP	○		
	HA17L431UP	○	PLZZ0004CA-A (UPAKV)	
	HA17L432UP	○		
	HA17L431ALTP		PLSP0003ZB-A (MPAKV)	
	HA17L432ALTP	○		

Pin Arrangement

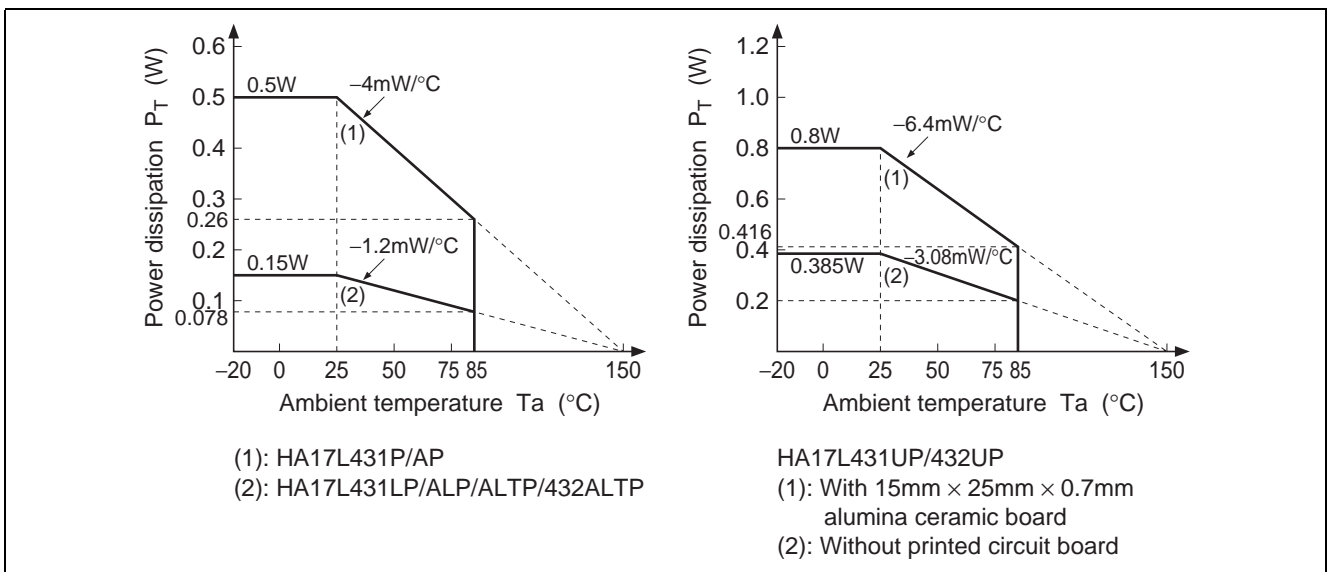


Absolute Maximum Ratings

(Ta = 25°C)

Item	Symbol	Rated Value				Unit	Note
		HA17L431LP/ HA17L431ALP	HA17L431P/ HA17L431AP	HA17L431UP/ HA17L432UP	HA17L431ALTP/ HA17L432ALTP		
Cathode voltage	V _{KA}	16	16	16	16	V	1
Continuous cathode current	I _K	-30 to +50	-30 to +50	-30 to +50	-30 to +50	mA	
Reference input current	I _{ref}	-0.05 to +5	-0.05 to +5	-0.05 to +5	-0.05 to +5	mA	
Power dissipation	P _T	150	500	800	150	mW	2
Operating temperature	T _{opr}	-20 to +85	-20 to +85	-20 to +85	-20 to +85	°C	
Storage temperature	T _{stg}	-55 to +150	-55 to +150	-55 to +150	-55 to +150	°C	

- Notes: 1. The anode pin is used as the reference for voltage values.
 2. These values apply when Ta ≤ 25°C. If Ta ≥ 25°C, derate by below figure.

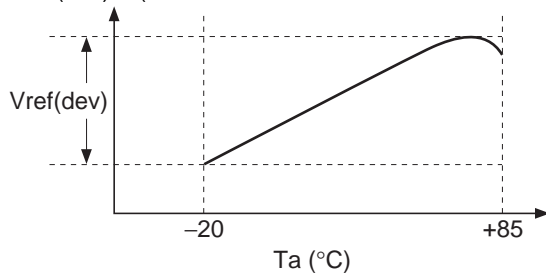


Electrical Characteristics

(Ta = 25°C, I_K = 10 mA)

Item	Symbol	Min	Typ	Max	Unit	Test Condition	Remark
Reference voltage	V _{ref}	1.222	1.240	1.258	V	V _{KA} = V _{ref}	HA17L431
		1.227	1.240	1.253			HA17L431A
Reference voltage deviation	V _{ref(dev)}	—	5	—	mV	V _{KA} = V _{ref} , Ta = -20°C to +85°C	*1
Reference voltage temperature coefficient	ΔV _{ref} /ΔTa	—	±30	—	ppm/°C	V _{KA} = V _{ref} , 0°C to 50°C gradient	
Reference voltage regulation	ΔV _{ref} /ΔV _{KA}	—	1.0	2.0	mV/V	V _{KA} = V _{ref} to 16V	
Reference input current	I _{ref}	—	2	6	μA	R1 = 10 kΩ, R2 = ∞	
Reference current temperature deviation	I _{ref(dev)}	—	0.5	—	μA	R1 = 10 kΩ, R2 = ∞, Ta = -20°C to +85°C	
Minimum cathode current	I _{min}	—	0.2	1.0	mA	V _{KA} = V _{ref}	*2
Off cathode current	I _{off}	—	0.001	1.0	μA	V _{KA} = 16 V, V _{ref} = 0 V	
Dynamic impedance	Z _{KA}	—	0.2	0.5	Ω	V _{KA} = V _{ref} , I _K = 1 mA to 50 mA	

Notes: 1. V_{ref(dev)} = (V_{ref} maximum value at Ta = -20°C to +85°C) – (V_{ref} minimum value at Ta = -20°C to +85°C)

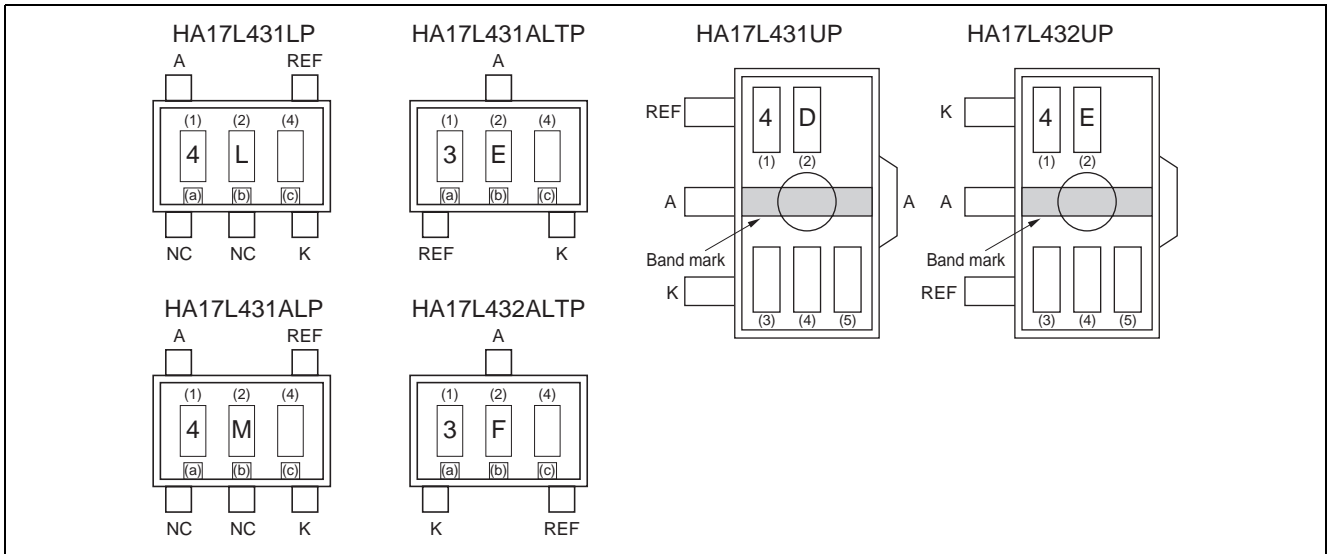


2. Definition of minimum cathode current.

I_{min} is the cathode current value at which V_{ref} = V_{ref(I_K = 10 mA)} – 15 mV.

MPAK-5V(5-pin), MPAKV(3-pin) and UPAKV Marking Patterns

The marking patterns shown below are used on MPAK-5V, MPAKV and UPAKV products. Note that the product code and mark pattern are different. The pattern is laser-printed.



Notes: 1. Boxes (1) to (5) in the figures show the position of the letters or numerals, and are not actually marked on the package.

2. The letters (1) and (2) show the product specific mark pattern.

Product	(1)	(2)
HA17L431LP	4	L
HA17L431ALP	4	M
HA17L431ALTP	3	E
HA17L432ALTP	3	F
HA17L431UP	4	D
HA17L432UP	4	E

3. The letter (3) shows the production year code (the last digit of the year) for UPAKV products.

4. The bars (a), (b) and (c) show a production year code for MPAK-5V and MPAKV products as shown below. After 2010 the code is repeated every 8 years.

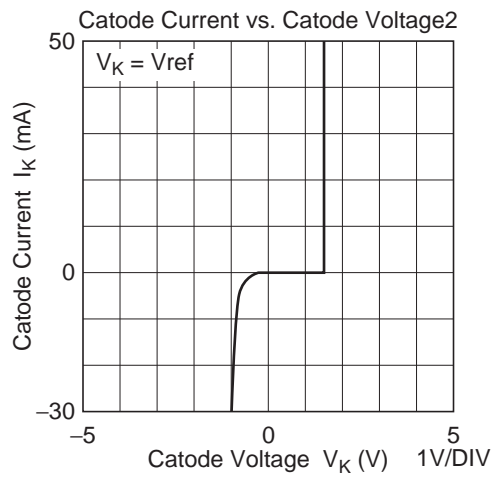
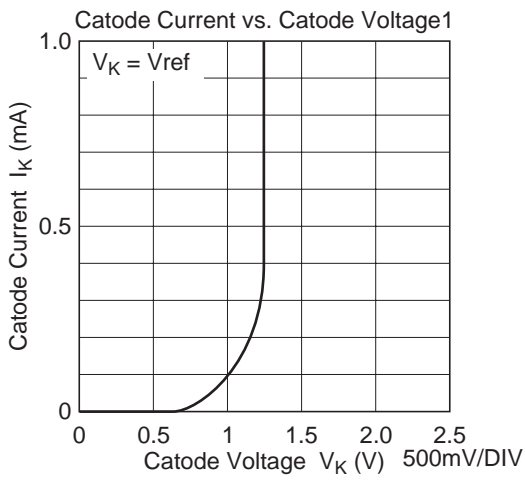
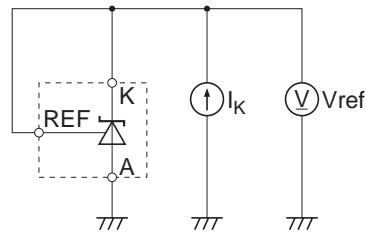
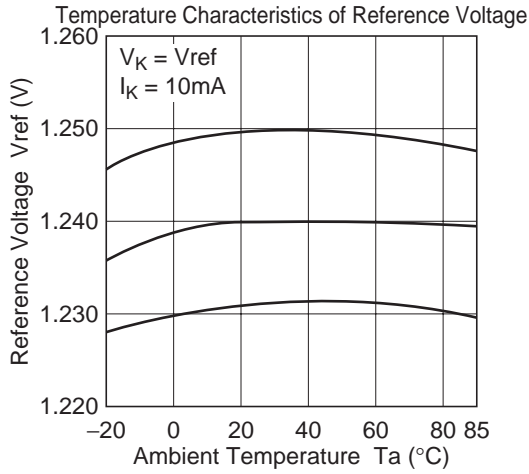
Year	2002	2003	2004	2005	2006	2007	2008	2009
(a)	None	None	None	Bar	Bar	Bar	Bar	None
(b)	None	Bar	Bar	None	None	Bar	Bar	None
(c)	Bar	None	Bar	None	Bar	None	Bar	None

5. The letter (4) shows the production month code (see table below).

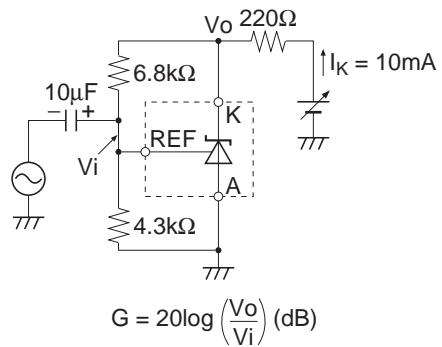
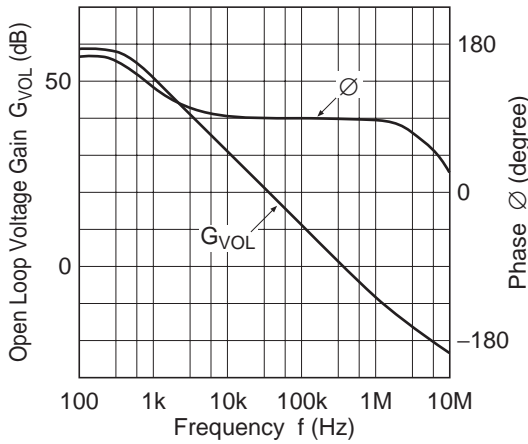
Production month	Jan.	Feb.	Mar.	Apr.	May.	Jun.	Jul.	Aug.	Sep.	Oct.	Nov.	Dec.
Marked code	A	B	C	D	E	F	G	H	J	K	L	M

6. The letter (5) shows manufacturing code. For UPAKV products.

Characteristic Curves



Open Loop Voltage Gain, Phase vs. Frequency Characteristics



Noise Recovery Characteristics of HA17L431A and HA17L431

The HA17L431A bettered V_{KA} and V_{ref} recovery time against the HA17L431 when it was inputted noise.

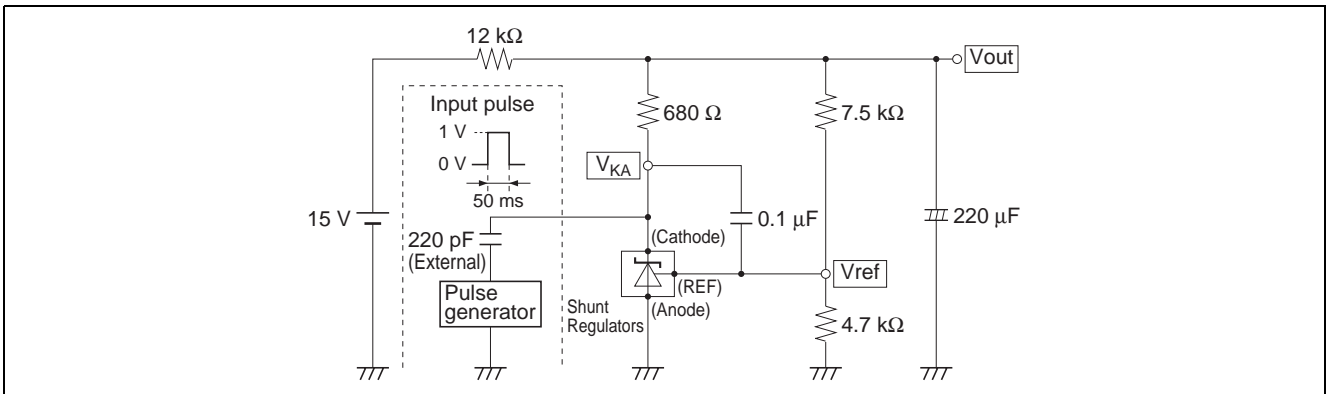


Figure 1 Noise Response Characteristics Measurement Circuit

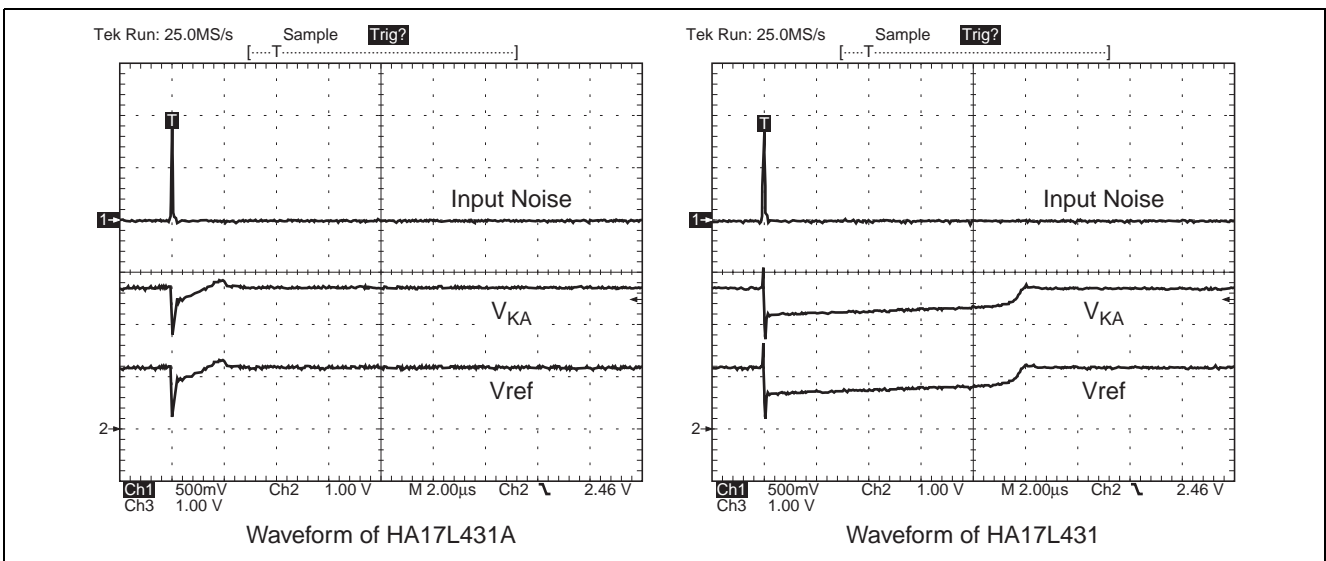
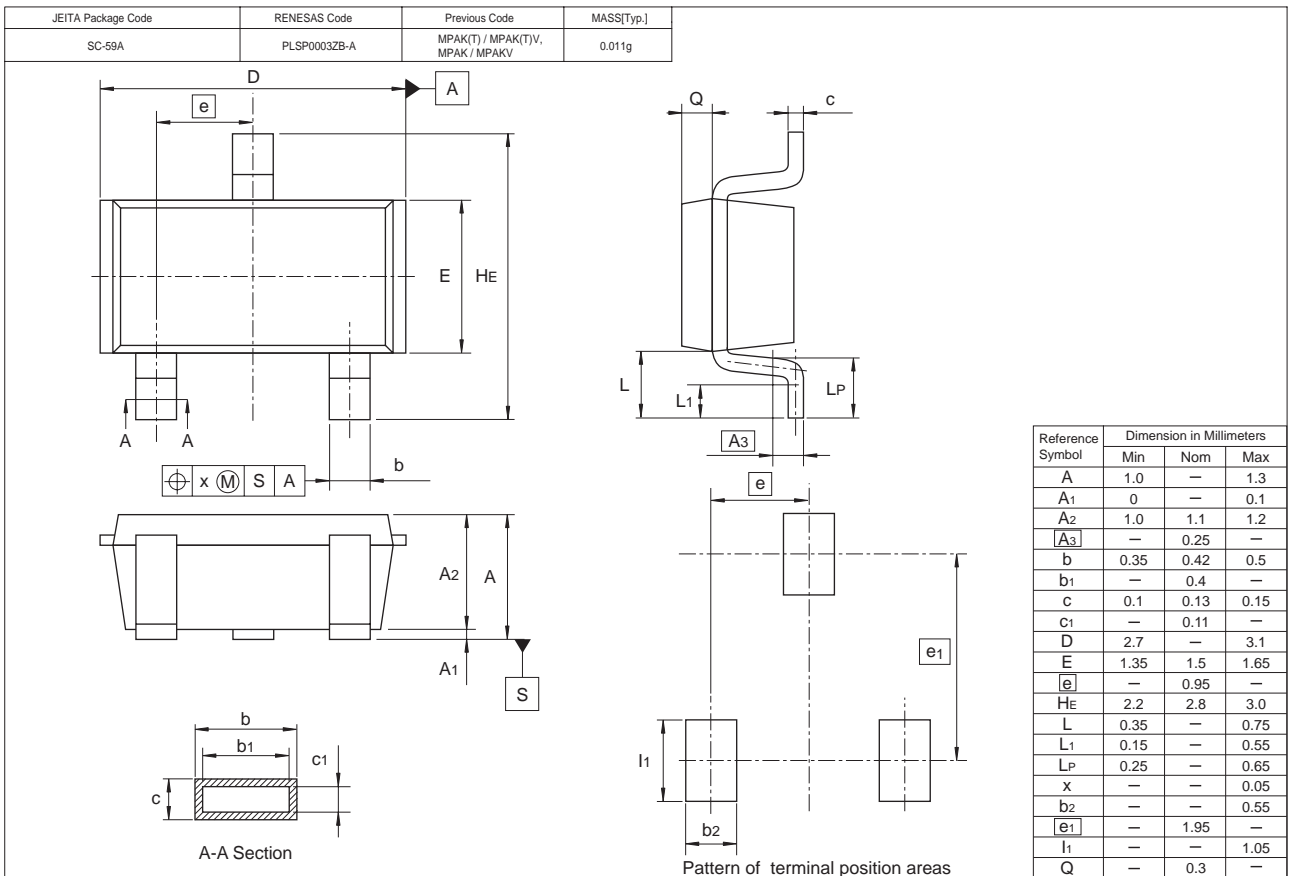
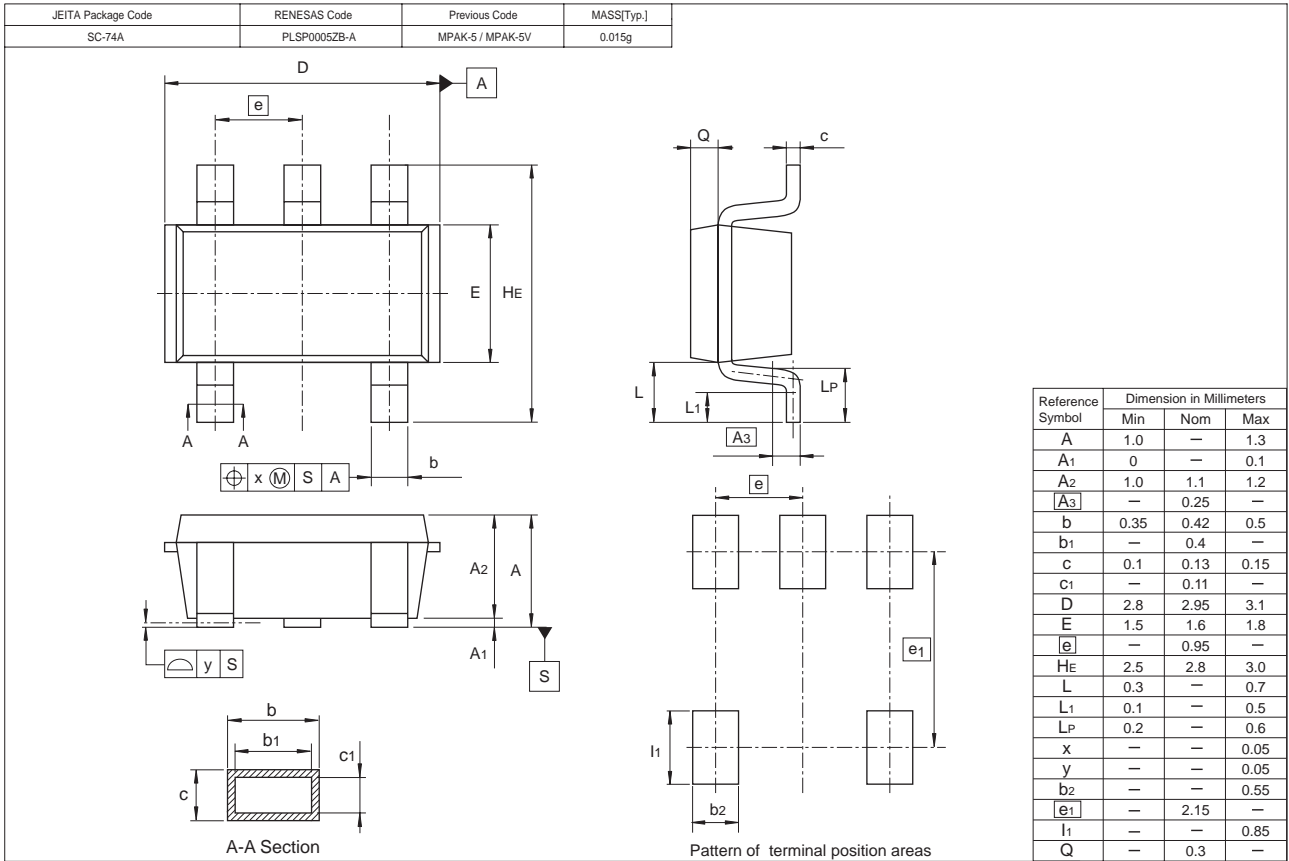


Figure 2 Noise Recovery Characteristics

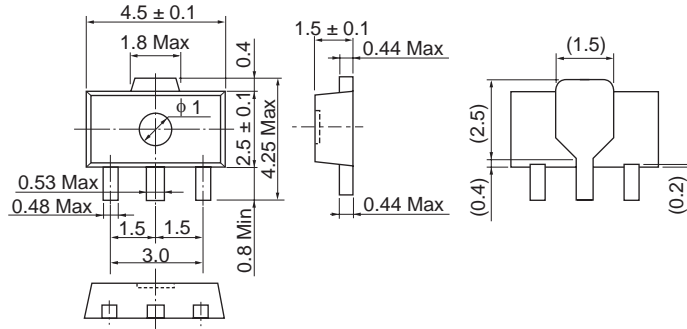
Package Dimensions



HA17L431/HA17L431A Series

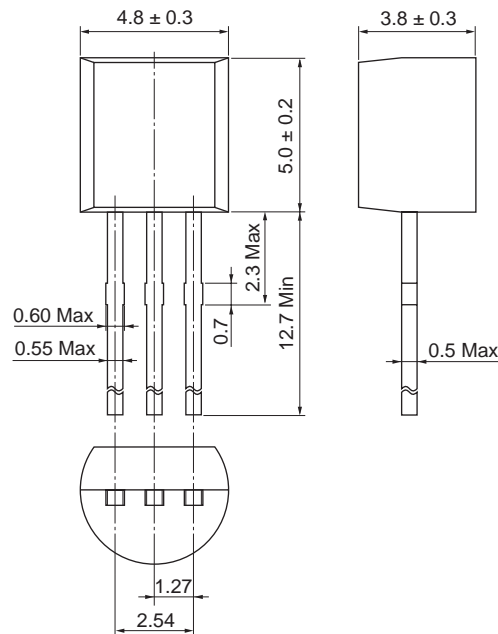
JEITA Package Code	RENEAS Code	Previous Code	MASS[Typ.]
SC-62	PLZZ0004CA-A	UPAK / UPAKV	0.050g

Unit: mm



JEITA Package Code	RENEAS Code	Previous Code	MASS[Typ.]
SC-43A	PRSS0003DA-A	TO-92(1) / TO-92(1)V	0.25g

Unit: mm



Renesas Technology Corp. Sales Strategic Planning Div. Nippon Bldg., 2-6-2, Ohte-machi, Chiyoda-ku, Tokyo 100-0004, Japan

Keep safety first in your circuit designs!

1. Renesas Technology Corp. puts the maximum effort into making semiconductor products better and more reliable, but there is always the possibility that trouble may occur with them. Trouble with semiconductors may lead to personal injury, fire or property damage.
Remember to give due consideration to safety when making your circuit designs, with appropriate measures such as (i) placement of substitutive, auxiliary circuits, (ii) use of nonflammable material or (iii) prevention against any malfunction or mishap.

Notes regarding these materials

1. These materials are intended as a reference to assist our customers in the selection of the Renesas Technology Corp. product best suited to the customer's application; they do not convey any license under any intellectual property rights, or any other rights, belonging to Renesas Technology Corp. or a third party.
2. Renesas Technology Corp. assumes no responsibility for any damage, or infringement of any third-party's rights, originating in the use of any product data, diagrams, charts, programs, algorithms, or circuit application examples contained in these materials.
3. All information contained in these materials, including product data, diagrams, charts, programs and algorithms represents information on products at the time of publication of these materials, and are subject to change by Renesas Technology Corp. without notice due to product improvements or other reasons. It is therefore recommended that customers contact Renesas Technology Corp. or an authorized Renesas Technology Corp. product distributor for the latest product information before purchasing a product listed herein.
The information described here may contain technical inaccuracies or typographical errors.
Renesas Technology Corp. assumes no responsibility for any damage, liability, or other loss rising from these inaccuracies or errors.
Please also pay attention to information published by Renesas Technology Corp. by various means, including the Renesas Technology Corp. Semiconductor home page (<http://www.renesas.com>).
4. When using any or all of the information contained in these materials, including product data, diagrams, charts, programs, and algorithms, please be sure to evaluate all information as a total system before making a final decision on the applicability of the information and products. Renesas Technology Corp. assumes no responsibility for any damage, liability or other loss resulting from the information contained herein.
5. Renesas Technology Corp. semiconductors are not designed or manufactured for use in a device or system that is used under circumstances in which human life is potentially at stake. Please contact Renesas Technology Corp. or an authorized Renesas Technology Corp. product distributor when considering the use of a product contained herein for any specific purposes, such as apparatus or systems for transportation, vehicular, medical, aerospace, nuclear, or undersea repeater use.
6. The prior written approval of Renesas Technology Corp. is necessary to reprint or reproduce in whole or in part these materials.
7. If these products or technologies are subject to the Japanese export control restrictions, they must be exported under a license from the Japanese government and cannot be imported into a country other than the approved destination.
Any diversion or reexport contrary to the export control laws and regulations of Japan and/or the country of destination is prohibited.
8. Please contact Renesas Technology Corp. for further details on these materials or the products contained therein.



RENESAS SALES OFFICES

<http://www.renesas.com>

Refer to "<http://www.renesas.com/en/network>" for the latest and detailed information.

Renesas Technology America, Inc.

450 Holger Way, San Jose, CA 95134-1368, U.S.A
Tel: <1> (408) 382-7500, Fax: <1> (408) 382-7501

Renesas Technology Europe Limited

Dukes Meadow, Millboard Road, Bourne End, Buckinghamshire, SL8 5FH, U.K.
Tel: <44> (1628) 585-100, Fax: <44> (1628) 585-900

Renesas Technology Hong Kong Ltd.

7th Floor, North Tower, World Finance Centre, Harbour City, 1 Canton Road, Tsimshatsui, Kowloon, Hong Kong
Tel: <852> 2265-6688, Fax: <852> 2730-6071

Renesas Technology Taiwan Co., Ltd.

10th Floor, No.99, Fushing North Road, Taipei, Taiwan
Tel: <886> (2) 2715-2888, Fax: <886> (2) 2713-2999

Renesas Technology (Shanghai) Co., Ltd.

Unit2607 Ruijing Building, No.205 Maoming Road (S), Shanghai 200020, China
Tel: <86> (21) 6472-1001, Fax: <86> (21) 6415-2952

Renesas Technology Singapore Pte. Ltd.

1 Harbour Front Avenue, #06-10, Keppel Bay Tower, Singapore 098632
Tel: <65> 6213-0200, Fax: <65> 6278-8001