


Low Power Transformers Dual Primary - Dual secondary 115/230 Volts

PL-22, PL-23, PL-24



PL-42, PL-43, PL-44

ELECTRICAL SPECIFICATIONS

Input Voltage: 115 V 60 Hz or 230 V 50 - 60 Hz

Output Power Rating:

PL-22, PL-42 = 1.5 VA

PL-23, PL-43 = 4.5 VA

PL-24, PL-44 = 10.0 VA

Dielectric Strength: Between primary windings and secondary windings and core:

PL-22, PL-23, PL-24 = 1500 V

PL-42, PL-43, PL-44 = 2500 V

Between secondary windings to core: All units = 1000 V

From primary to primary windings: All units = 500 V

From secondary to secondary windings: All units = 500 V

MECHANICAL SPECIFICATIONS

Temperature Class:

PL22, PL-23, PL-24: Insulation Class A, 105 °C

PL-42, PL43, PL-44: Insulation Class B, 130 °C

A UL approved Class B Insulation System can be finished on request.

Terminals: Brass, solder coated

Weight: (reference)

PL-22, PL-42 = 100 grams

PL-23, PL-43 = 160 grams

PL-24, PL-44 = 240 grams

FEATURES

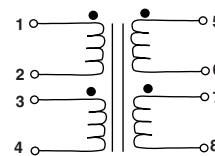
- PC pin mounting
- Provides isolation from power line
- Dual Primary for operation at 115 V or 230 V, 50/60 Hz
- Dual Secondary for **series connection** obtains twice winding voltage with center tap or for **parallel connection** obtains twice winding current rating
- Modification to these standard items are available as speciality products
- Laminated construction for low-cost industrial applications, including power supplies, controls and instrumentation
- Mounting brackets and bobbin standoff are available
- **PL-22, PL-23, PL-24:** Concentric windings for increased coupling, decreased leakage reactance and improved regulation
- **PL-42, PL-43, PL-44:** Split-section winding for increased dielectric strength between primary and secondary windings plus reduced interwinding capacitance



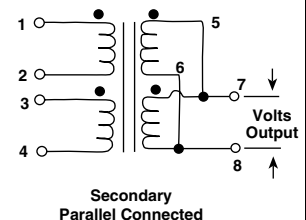
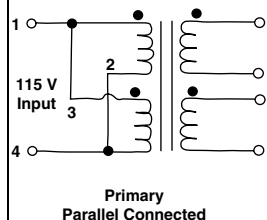
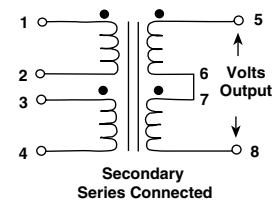
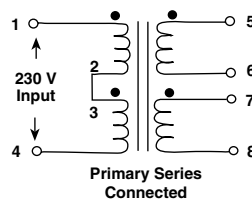
RoHS
COMPLIANT

SCHEMATICS

Basic Style

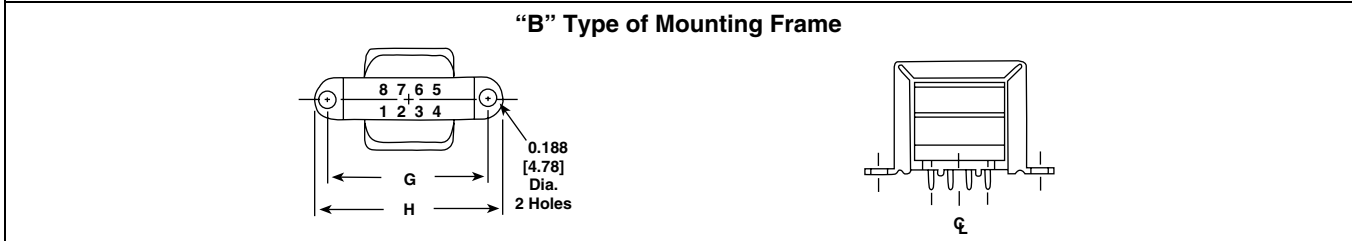
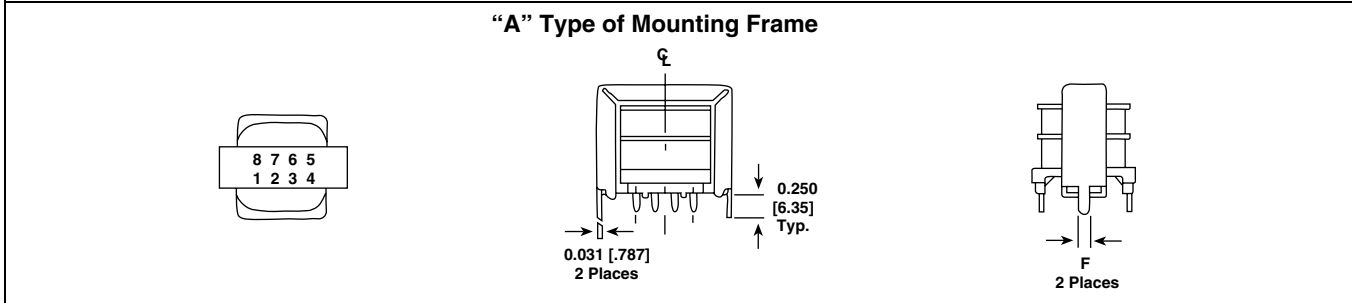
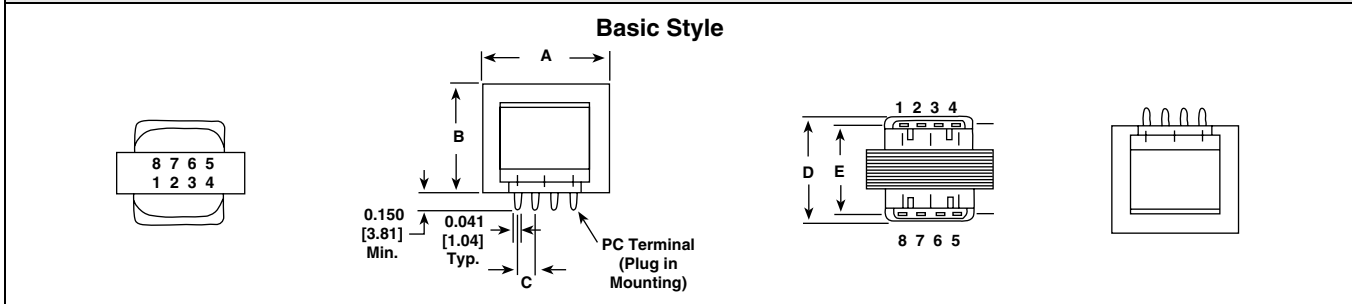


Options



OUTPUT VOLTAGE TABLE					
MODEL		OUTPUT VOLTAGE		OUTPUT CURRENT (mA)	
CONCENTRIC WINDINGS	SPLIT-SECTION WINDINGS	SERIES	PARALLEL	SERIES	PARALLEL
PL-22-01 PL-23-01 PL-24-01	PL-42-01 PL-43-01 PL-44-01	8 VCT	4 V	188 562 940	376 1124 1880
PL-22-02 PL-23-02 PL-24-02	PL-42-02 PL-43-02 PL-44-02	10 VCT	5 V	120 440 1000	240 880 2000
PL-22-03 PL-23-03 PL-24-03	PL-42-03 PL-43-03 PL-44-03	12.6 VCT	6.3 V	100 350 800	200 700 1600
PL-22-04 PL-23-04 PL-24-04	PL-42-04 PL-43-04 PL-44-04	15 VCT	7.5 V	100 300 500	200 600 1000
PL-22-05 PL-23-05 PL-24-05	PL-42-05 PL-43-05 PL-44-05	16 VCT	8 V	75 260 640	150 520 1280
PL-22-06 PL-23-06 PL-24-06	PL-42-06 PL-43-06 PL-44-06	20 VCT	10 V	60 220 500	120 440 1000
PL-22-07 PL-23-07 PL-24-07	PL-42-07 PL-43-07 PL-44-07	24 VCT	12 V	50 180 450	100 360 900
PL-22-08 PL-23-08 PL-24-08	PL-42-08 PL-43-08 PL-44-08	30 VCT	15 V	50 150 250	100 300 500
PL-22-09 PL-23-09 PL-24-09	PL-42-09 PL-43-09 PL-44-09	34 VCT	17 V	35 125 300	70 250 600
PL-22-10 PL-23-10 PL-24-10	PL-42-10 PL-43-10 PL-44-10	40 VCT	20 V	30 110 250	60 220 500
PL-22-11 PL-23-11 PL-24-11	PL-42-11 PL-43-11 PL-44-11	54 VCT	27 V	28 84 140	56 168 280
PL-22-12 PL-23-12 PL-24-12	PL-42-12 PL-43-12 PL-44-12	56 VCT	28 V	20 80 180	40 160 360
PL-22-13 PL-23-13 PL-24-13	PL-42-13 PL-43-13 PL-44-13	76 VCT	38 V	20 60 100	40 120 200
PL-22-14 PL-23-14 PL-24-14	PL-42-14 PL-43-14 PL-44-14	88 VCT	44 V	15 20 120	30 100 240
PL-22-15 PL-23-15 PL-24-15	PL-42-15 PL-43-15 PL-44-15	120 VCT	60 V	10 35 85	20 70 170
PL-22-16 PL-23-16 PL-24-16	PL-42-16 PL-43-16 PL-44-16	180 VCT	90 V	6 24 55	12 48 110
PL-22-17 PL-23-17 PL-24-17	PL-42-17 PL-43-17 PL-44-17	230 VCT	115 V	5 20 40	10 40 80

DIMENSIONAL CONFIGURATIONS (Reference) [Numbers in brackets indicate millimeters]



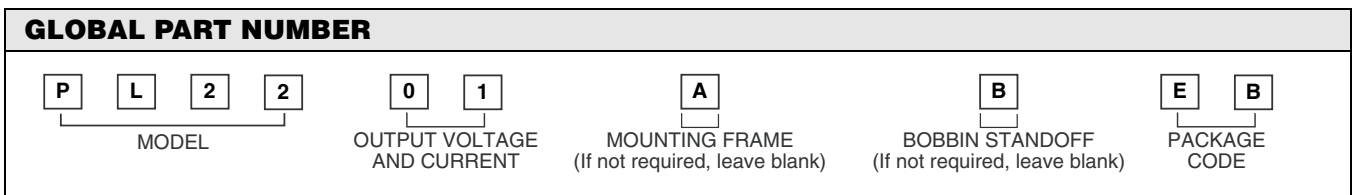
MODEL	A	B	C	D	E	F	G	H
PL-22	1.43	1.20	0.200	1.19	1.0	0.125	1.75	2.12
PL-42	[36.32]	[30.48]	[5.08]	[30.23]	[25.40]	[3.18]	[44.45]	[53.85]
PL-23	1.68	1.38	0.250	1.30	1.10	0.125	2.0	2.44
PL-43	[42.67]	[35.05]	[6.35]	[33.02]	[27.94]	[3.18]	[50.80]	[61.98]
PL-24	1.93	1.64	0.250	1.48	1.30	0.188	2.38	2.88
PL44	[49.02]	[41.66]	[6.35]	[37.59]	[33.02]	[4.78]	[60.45]	[73.15]

PART MARKING

- Vishay Dale
- Model
- Date code

ORDERING INFORMATION

PL-22	01	A	B	EB	e2
MODEL	OUTPUT VOLTAGE AND CURRENT	MOUNTING FRAME (If not required, leave blank)	BOBBIN STANDOFF (If not required, leave blank)	PACKAGE CODE	JEDEC LEAD (Pb)-FREE STANDARD





Notice

Specifications of the products displayed herein are subject to change without notice. Vishay Intertechnology, Inc., or anyone on its behalf, assumes no responsibility or liability for any errors or inaccuracies.

Information contained herein is intended to provide a product description only. No license, express or implied, by estoppel or otherwise, to any intellectual property rights is granted by this document. Except as provided in Vishay's terms and conditions of sale for such products, Vishay assumes no liability whatsoever, and disclaims any express or implied warranty, relating to sale and/or use of Vishay products including liability or warranties relating to fitness for a particular purpose, merchantability, or infringement of any patent, copyright, or other intellectual property right.

The products shown herein are not designed for use in medical, life-saving, or life-sustaining applications. Customers using or selling these products for use in such applications do so at their own risk and agree to fully indemnify Vishay for any damages resulting from such improper use or sale.