

**Low Cost High IP3 Mixer for Cellular Applications**

**CSM1-13**  
V3


**Features**

- LO & RF 10 TO 1500 MHz
- IF 1 TO 500 MHz
- LO DRIVE +13 dBm (NOMINAL)
- SURFACE MOUNT
- HIGH INTERCEPT +22 dBm (TYP.)
- +260°C REFLOW COMPATIBLE

**Description**

The CSM1-13 is a double balanced mixer, designed for use in the high volume wireless applications. The design utilizes Schottky ring quad diodes and broadband baluns to attain excellent performance.

**Product Image**



**Ordering Information**

Part Number	Package
CSM1-13	Surface Mount

**Electrical Specifications:  $Z_0 = 50\Omega$   $L_o = +13$  dBm (Downconverter application only)**

Parameter	Test Conditions	Units	Typical	Guaranteed	
				+25°C	-40° to +85°C
SSB Conversion Loss (max)	fR = 10 to 1000 MHz, fL = 10 to 1000 MHz, fl = 1 to 500 MHz fR = 1000 to 1500 MHz, fL = 1000 to 1500 MHz, fl = 1 to 500 MHz	dB	6.5	7.0	7.5
			7.5	8.0	8.5
SSB Noise Figure		dB	Within 1 dB of conversion loss		
L - R Isolation (min)	fL = 10 to 1500 MHz	dB	40	35	33
L - I Isolation (min)	fL = 10 to 1500 MHz	dB	30	25	23
R - I Isolation (min)	fR = 10 to 1500 MHz	dB	27		
1 dB Conversion Comp	fL = +13 dBm	dBm	+9		
Input IP3	fL = 10 to 1500 MHz, fl = 1 to 500 MHz, fR = 10 to 1500 MHz	dBm	+22		
R-Port VSWR	fR = 10 to 1500 MHz		1.50:1		
L-Port VSWR	fL = 10 to 1500 MHz		2.00:1		
I-Port VSWR	fl = 10 to 500 MHz		1.50:1		

1

M/A-COM Inc. and its affiliates reserve the right to make changes to the product(s) or information contained herein without notice. M/A-COM makes no warranty, representation or guarantee regarding the suitability of its products for any particular purpose, nor does M/A-COM assume any liability whatsoever arising out of the use or application of any product(s) or information.

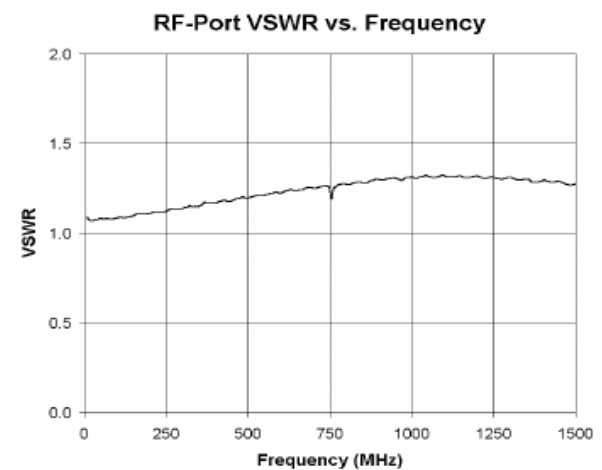
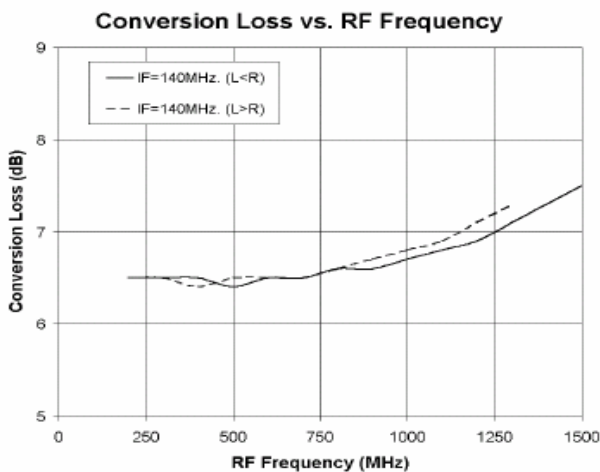
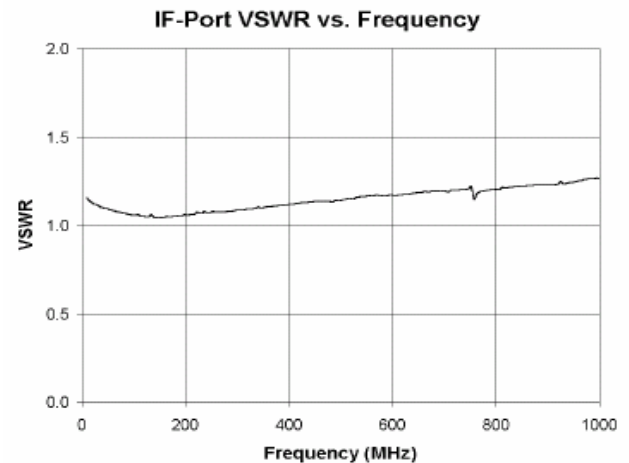
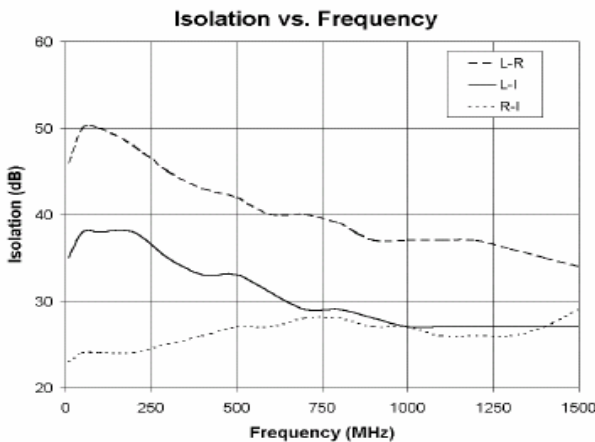
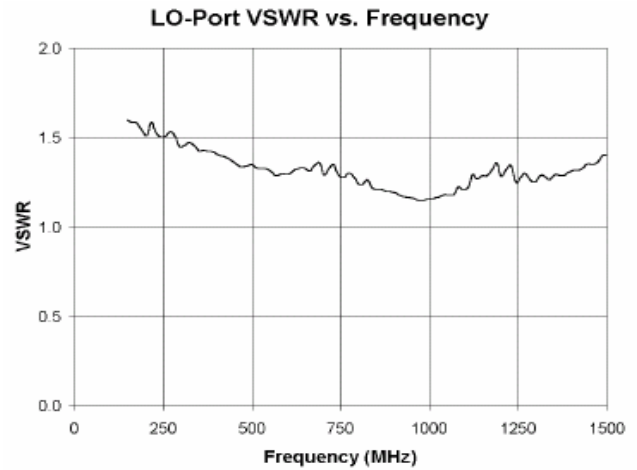
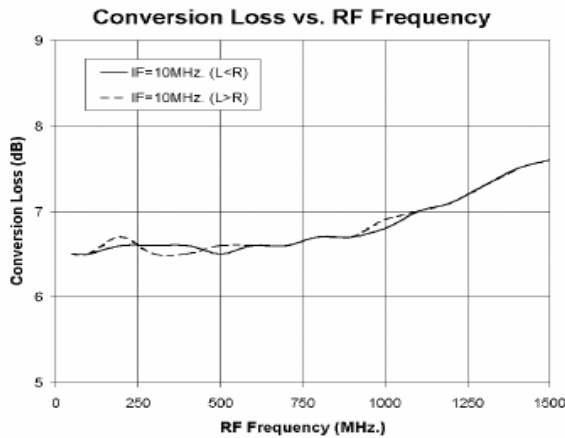
- **North America** Tel: 800.366.2266 / Fax: 978.366.2266
- **Europe** Tel: 44.1908.574.200 / Fax: 44.1908.574.300
- **Asia/Pacific** Tel: 81.44.844.8296 / Fax: 81.44.844.8298

Visit [www.macom.com](http://www.macom.com) for additional data sheets and product information.

**Low Cost High IP3 Mixer for Cellular Applications**

**CSM1-13**  
V3

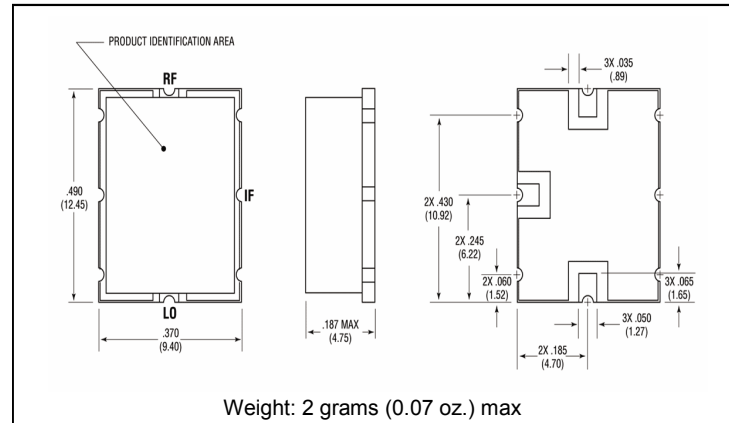
**Typical Performance Curves**



**Low Cost High IP3 Mixer for  
Cellular Applications**

**CSM1-13**  
V3

**Outline Drawing: Surface Mount \***



\* Dimensions are inches (millimeters)  $\pm 0.015$  (0.38) unless otherwise specified.

**Absolute Maximum Ratings**

Parameter	Absolute Maximum
Operating Temperature	-54°C to +85°C
Storage Temperature	-65°C to +100°C
Peak Input Power	+20 dBm max @ -25°C +17 dBm max @ +85°C
Peak Input Current	50 mA DC