

# HW-109A

Shipped in packet-tape reel(5,000pcs per reel)

Notice : It is requested to read and accept "IMPORTANT NOTICE" written on the back of the front cover of this catalogue.

### ●Absolute Maximum Ratings

| Item                  | Symbol |                      | Limit      | Unit |
|-----------------------|--------|----------------------|------------|------|
| Max. Input Current    | $I_C$  | Const. Current Drive | 20         | mA   |
| Operating Temp. Range | Topr.  |                      | -40 ~ +110 | °C   |
| Storage Temp. Range   | Tstg.  |                      | -40 ~ +125 | °C   |

Note : For constant-voltage drive, stay within this input voltage derating curve envelope.

### ●Electrical Characteristics ( $T_a=25^\circ\text{C}$ )

| Item                          | Symbol            | Conditions                                      | Min. | Typ. | Max. | Unit       |
|-------------------------------|-------------------|---|------|------|------|------------|
| Output Hall Voltage           | $V_H^*$           | Const. Voltage Drive<br>B=50mT, $V_C=1\text{V}$ | 168  |      | 320  | mV         |
| Input Resistance              | $R_{in}$          | B=0mT, $I_C=0.1\text{mA}$                       | 250  |      | 450  | $\Omega$   |
| Output Resistance             | $R_{out}$         | B=0mT, $I_C=0.1\text{mA}$                       | 250  |      | 450  | $\Omega$   |
| Offset Voltage                | $V_{os}(V_u)$     | B=0mT, $V_C=1\text{V}$                          | -7   |      | +7   | mV         |
| Temp. Coefficient of $V_H$    | $\alpha V_H^*$    | Average on 0~40°C<br>B=50mT, $I_C=5\text{mA}$   |      | -1.8 |      | %/°C       |
| Temp. Coefficient of $R_{in}$ | $\alpha R_{in}^*$ | Average on 0~40°C<br>B=0mT, $I_C=0.1\text{mA}$  |      | -1.8 |      | %/°C       |
| Dielectric Strength           |                   | 100V D.C  | 1.0  |      |      | M $\Omega$ |

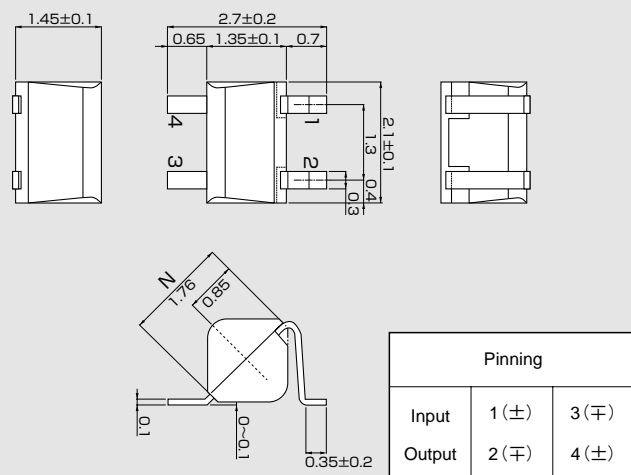
Notes : 1.  $V_H = V_{HM} - V_{os}(V_u)$  ( $V_{HM}$ :meter indication)

$$2. \alpha V_H = \frac{1}{V_H(T_1)} \times \frac{V_H(T_3) - V_H(T_2)}{(T_3 - T_2)} \times 100$$

$$3. \alpha R_{in} = \frac{1}{R_{in}(T_1)} \times \frac{R_{in}(T_3) - R_{in}(T_2)}{(T_3 - T_2)} \times 100$$

$T_1 = 20^\circ\text{C}$ ,  $T_2 = 0^\circ\text{C}$ ,  $T_3 = 40^\circ\text{C}$

### ●Dimensional Drawing(Unit : mm)

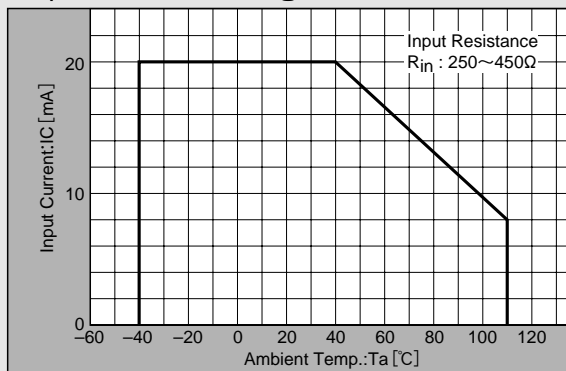


### ●Classification of Output Hall Voltage ( $V_H$ )

| Rank | $V_H$ [ mV ] | Conditions  |
|------|--------------|---|
| C    | 168 ~ 204    | B=50mT, $V_C=1\text{V}$<br>Constant Voltage Drive |
| D    | 196 ~ 236    |   |
| E    | 228 ~ 274    |   |
| F    | 266 ~ 320    |   |

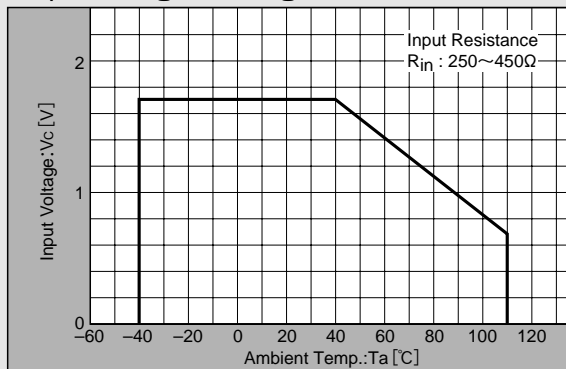
Note : When ordering, specify 3-rank or wider range(e.g.,C,D,E).

### ●Input Current Derating Curve



Note :  $R_{in}$  of Hall element decreases rapidly as ambient temperature increases. Ensure compliance with input current derating curve envelope, throughout the operating temperature range.

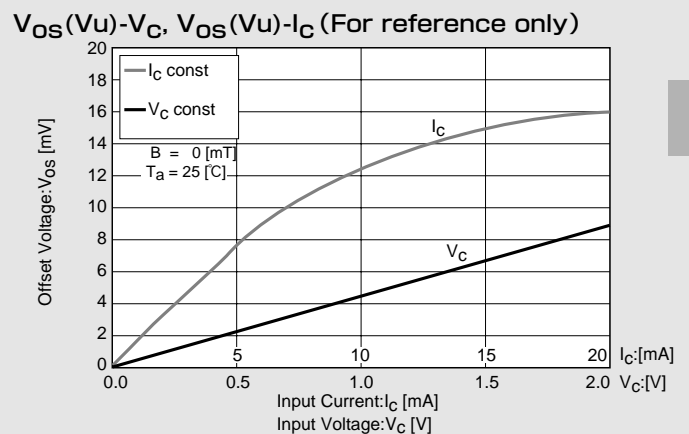
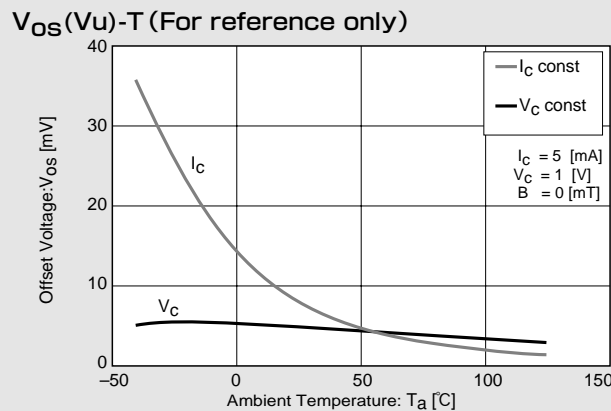
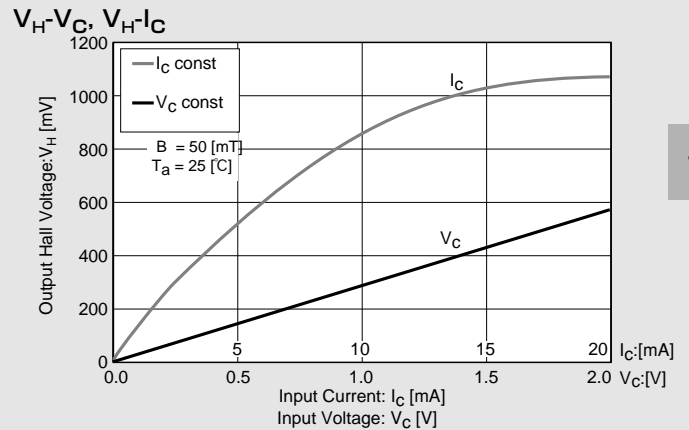
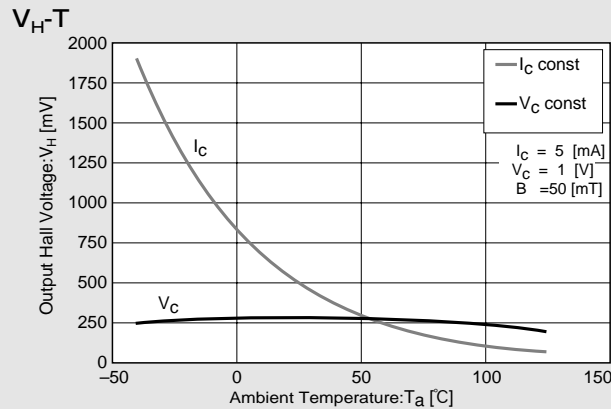
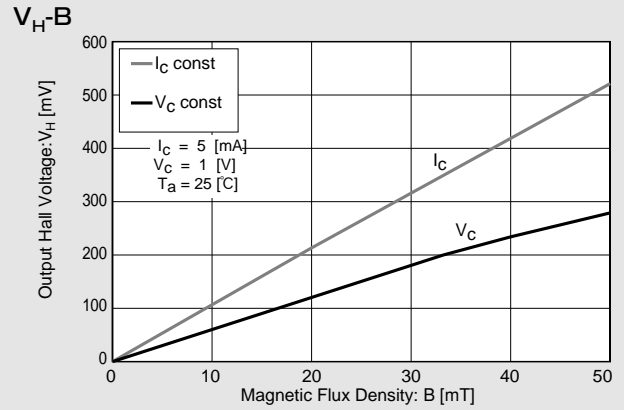
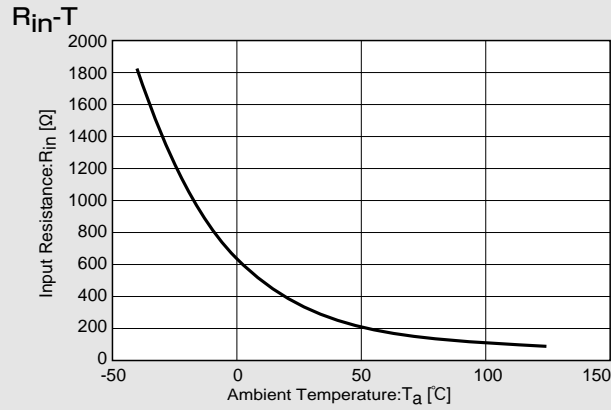
### ●Input Voltage Derating Curve



Note : For constant-voltage drive, stay within this input voltage derating curve envelope.

•Please be aware that our products are not intended for use in life support equipment, devices, or systems. Use of our products in such applications requires the advance written approval of our sales staff.  
 Certain applications using semiconductor devices may involve potential risks of personal injury, property damage, or loss of life. In order to minimize these risks, adequate design and operating safeguards should be provided by the customer to minimize inherent or procedural hazards. Inclusion of our products in such applications is understood to be fully at the risk of the customer using our devices or systems.

●Characteristic Curves



※Magnetic Flux Density  
 1[mT]=10[G]

In This Example :  $R_{in}=350$  [ $\Omega$ ],  $V_{OS}=4.7$  [mV], [ $V_C=1$  [V]]

a

c

f

j

## IMPORTANT NOTICE

- These products and their specifications are subject to change without notice. When you consider any use or application of these products, please make inquiries the sales office of Asahi Kasei EMD Corporation (AKEMD) or authorized distributors as to current status of the products.
- AKEMD assumes no liability for infringement of any patent, intellectual property, or other rights in the application or use of any information contained herein.
- Any export of these products, or devices or systems containing them, may require an export license or other official approval under the law and regulations of the country of export pertaining to customs and tariffs, currency exchange, or strategic materials.
- AKEMD products are neither intended nor authorized for use as critical components<sup>Note1)</sup> in any safety, life support, or other hazard related device or system<sup>Note2)</sup>, and AKEMD assumes no responsibility for such use, except for the use approved with the express written consent by AKEMD. As used here:
  - Note1) A critical component is one whose failure to function or perform may reasonably be expected to result, whether directly or indirectly, in the loss of the safety or effectiveness of the device or system containing it, and which must therefore meet very high standards of performance and reliability.
  - Note2) A hazard related device or system is one designed or intended for life support or maintenance of safety or for applications in medicine, aerospace, nuclear energy, or other fields, in which its failure to function or perform may reasonably be expected to result in loss of life or in significant injury or damage to person or property.
- It is the responsibility of the buyer or distributor of AKEMD products, who distributes, disposes of, or otherwise places the product with a third party, to notify such third party in advance of the above content and conditions, and the buyer or distributor agrees to assume any and all responsibility and liability for and hold AKEMD harmless from any and all claims arising from the use of said product in the absence of such notification.

## ASAHI KASEI EMD CORPORATION

### Headquarters

1-23-7 Nishi-Shinjuku, Shinjuku-ku, Tokyo 160-0023, Japan  
TEL : +81-3-6911-2800 FAX : +81-3-6911-2815

### Osaka Office

1-2-6 Dojimahama Kita-ku, Osaka 530-8205, Japan  
TEL. +81-6-6347-3133 FAX. +81-3-6911-2815  
URL <http://www.asahi-kasei.co.jp/ake/en/>

### Europe Office

Market House, 19/21 Market Place, Wokingham, Berkshire, RG40 1AP, U.K.  
TEL : +44-118-979-5777 FAX : +44-118-979-7885  
URL <http://www.akm.com/>

### Shanghai Office

Room2321, Shanghai Central Plaza, 381 Huaihai Zhong Road, Shanghai 200020, China  
TEL. +86-21-6391-6111 FAX. +86-21-6391-6686  
URL <http://www.akm.com/>

### Seoul Office

8th fl., KTP B/D, 27-2 Yoido-dong, Youngdungpo-gu, Seoul 150-742, Korea  
TEL. +82-2-3775-0990 FAX. +82-2-3775-1991

## AKM Semiconductor, Inc

### Western US Sales

1731 Technology Drive Suite 500 San Jose, CA95110, USA  
TEL. +1-408-436-8580 FAX. +1-408-436-7591

### Eastern US Sales

629 Bamford Road Cherry Hill, NJ 08003, USA  
TEL. +1-856-424-7211 FAX. +1-856-424-7344  
URL <http://www.akm.com/>

March 1 2008