

## CTLL2012FH Series


From 1.5 nH to 680 nH

### SPECIFICATIONS

Please specify tolerance code when ordering.  
 CTLL2012\_-FH3N3\_ ← S = ±0.3nH, J = ±5%, K = ±10%  
 \* S, K or M \*\* J, K or M

CTLL2012E Please specify "F" for RoHS Compliant

Part Number	Inductance (nH)	L Test Freq. (MHz)	Q Factor Typ.	Q Test Freq. (MHz)	SRF Typ. (MHz)	DCR Max. (Ω)	Rated DC (mA)	Height C (mm)
CTLL2012_-FH1N5S	1.5	100	50	800	7000	.10	300	0.60±0.2
CTLL2012_-FH1N8S	1.8	100	51	800	6800	.10	300	0.60±0.2
CTLL2012_-FH2N2S	2.2	100	61	800	5700	.10	300	0.60±0.2
CTLL2012_-FH2N7S	2.7	100	62	800	5350	.10	300	0.60±0.2
CTLL2012_-FH3N3_*	3.3	100	64	800	4300	.10	300	0.60±0.2
CTLL2012_-FH3N9_*	3.9	100	59	800	4000	.10	300	0.60±0.2
CTLL2012_-FH4N7_*	4.7	100	55	800	3600	.12	300	0.60±0.2
CTLL2012_-FH5N6_*	5.6	100	51	800	3500	.15	300	0.60±0.2
CTLL2012_-FH6N8_**	6.8	100	58	800	3000	.15	300	0.60±0.2
CTLL2012_-FH8N2_**	8.2	100	58	800	2800	.18	300	0.60±0.2
CTLL2012_-FH10N_**	10	100	58	800	2600	.20	300	0.85±0.3
CTLL2012_-FH12N_**	12	100	61	800	2250	.22	300	0.85±0.3
CTLL2012_-FH15N_**	15	100	48	800	2250	.24	300	0.85±0.3
CTLL2012_-FH18N_**	18	100	58	800	2000	.26	300	0.85±0.3
CTLL2012_-FH22N_**	22	100	59	800	1800	.28	300	0.85±0.3
CTLL2012_-FH27N_**	27	100	54	800	1600	.30	300	0.85±0.3
CTLL2012_-FH33N_**	33	100	54	800	1400	.40	300	0.85±0.3
CTLL2012_-FH39N_**	39	100	50	800	1300	.50	300	0.85±0.3
CTLL2012_-FH47N_**	47	100	47	800	1150	.55	300	1.0±0.3
CTLL2012_-FH56N_**	56	100	45	800	1050	.60	300	1.0±0.3
CTLL2012_-FH68N_**	68	100	26	100	950	.65	300	1.0±0.3
CTLL2012_-FH82N_**	82	100	28	100	800	.70	300	1.0±0.3
CTLL2012_-FHR10_**	100	100	27	100	700	.80	300	1.0±0.3
CTLL2012_-FHR12_**	120	100	22	50	650	.85	250	1.2±0.3
CTLL2012_-FHR15_**	150	100	21	50	550	.90	250	1.2±0.3
CTLL2012_-FHR18_**	180	100	22	50	500	1.0	250	1.2±0.3
CTLL2012_-FHR22_**	220	100	22	50	450	1.2	200	1.2±0.3
CTLL2012_-FHR27_**	270	100	14	25	350	1.3	200	1.2±0.3
CTLL2012_-FHR33_**	330	100	14	25	350	1.5	150	1.2±0.3
CTLL2012_-FHR39_**	390	100	15	25	300	1.8	150	1.2±0.3
CTLL2012_-FHR47_**	470	100	14	25	260	4.5	50	1.2±0.3
CTLL2012_-FHR56_**	560	100	15	25	230	4.5	50	1.2±0.3
CTLL2012_-FHR68_**	680	100	14	25	180	5.5	50	1.2±0.3



### CHARACTERISTICS

**Description:** Ceramic core, multi-layer chip inductor for high frequency applications

**Applications:** Portable telephones, PMS, pagers and miscellaneous high frequency circuits

**Operating Temperature:** -40°C to +100°C

**Inductance Tolerance:** ±0.3 nH, ±5% & ±10%

**Testing:** Inductance and Q are tested on an HP4286A at specified frequency

**Packaging:** Tape & Reel

**Marking:** Reels marked with inductance code and tolerance

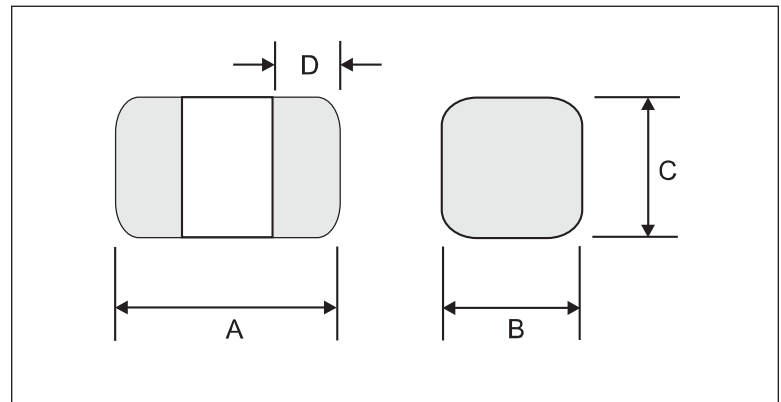
**Miscellaneous:** RoHS Compliant available

**Additional Information:** Additional electrical & physical information available upon request

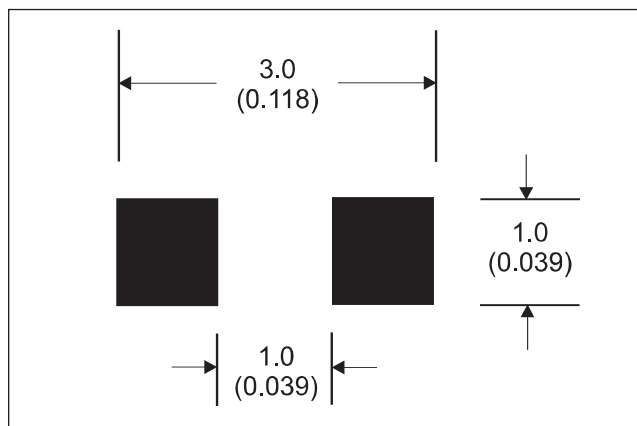
**Samples available. See website for ordering information.**

### PHYSICAL DIMENSIONS

Size	A	B	C	D
mm	2.0±0.2	1.25±0.2	See ordering	0.51±0.25
inches	0.08±0.008	0.05±0.008	info	0.02±0.01



### PAD LAYOUT



04.11.05



Manufacturer of Inductors, Chokes, Coils, Beads, Transformers & Toroids

800-684-5322 Inside US 949-453-1811 Outside US

Copyright © 2005 by CT Magnetics, DBA Central Technologies. All rights reserved.

CT Magnetics reserves the right to make improvements or change specifications without notice