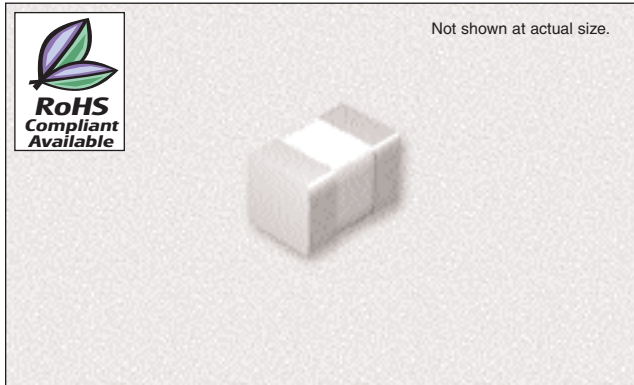


CTLL1608 Series

From 1.2 nH to 100 nH



SPECIFICATIONS

Please specify tolerance code when ordering.
 CTLL16083N3_ ← S = ±0.3nH, J = ±5%, K = ±10%
 * S or K only ** J, K only
 CTLL1608E Please specify "F" for RoHS Compliant

Part Number	Inductance (nH)	L Test Freq. (MHz)	Q Factor Min.	Q Test Freq. (MHz)	SRF Min. (MHz)	DCR Max. (Ω)	Rated DC (mA)
CTLL1608_-1N2S	1.2	100	40	800	>6000	.10	300
CTLL1608_-1N5S	1.5	100	38	800	>6000	.10	300
CTLL1608_-1N8S	1.8	100	36	800	>6000	.12	300
CTLL1608_-2N2S	2.2	100	34	800	>6000	.16	300
CTLL1608_-2N7S	2.7	100	32	800	>6000	.20	300
CTLL1608_-3N3_*	3.3	100	30	800	5700	.22	300
CTLL1608_-3N9_*	3.9	100	32	800	5600	.25	300
CTLL1608_-4N7_*	4.7	100	32	800	4800	.28	300
CTLL1608_-5N6_*	5.6	100	32	800	4350	.29	300
CTLL1608_-6N8_**	6.8	100	32	800	3750	.30	300
CTLL1608_-8N2_**	8.2	100	28	800	3300	.33	300
CTLL1608_-10N_**	10	100	31	800	2850	.35	300
CTLL1608_-12N_**	12	100	30	800	2700	.40	300
CTLL1608_-15N_**	15	100	26	800	2400	.45	300
CTLL1608_-18N_**	18	100	25	800	2050	.50	300
CTLL1608_-22N_	22	100	30	800	1850	.55	300
CTLL1608_-27N_	27	100	26	800	1750	.60	300
CTLL1608_-33N_	33	100	24	800	1500	.65	300
CTLL1608_-39N_	39	100	20	800	1350	.70	300
CTLL1608_-47N_	47	100	18	800	1200	.90	300
CTLL1608_-56N_	56	100	14	800	1100	1.0	300
CTLL1608_-68N_	68	100	18	800	1000	1.5	300
CTLL1608_-82N_	82	100	18	800	900	2.0	300
CTLL1608_-R10_	100	100	3	800	830	2.5	300

CHARACTERISTICS

Description: Ceramic core, multi-layer chip inductor for high frequency applications

Applications: Portable telephones, PMS, pagers and miscellaneous high frequency circuits

Operating Temperature: -40°C to +100°C

Inductance Tolerance: ±0.3 nH, ±5% & ±10%

Testing: Inductance and Q are tested on an HP4286A at specified frequency

Packaging: Tape & Reel

Marking: Reels marked with inductance code and tolerance

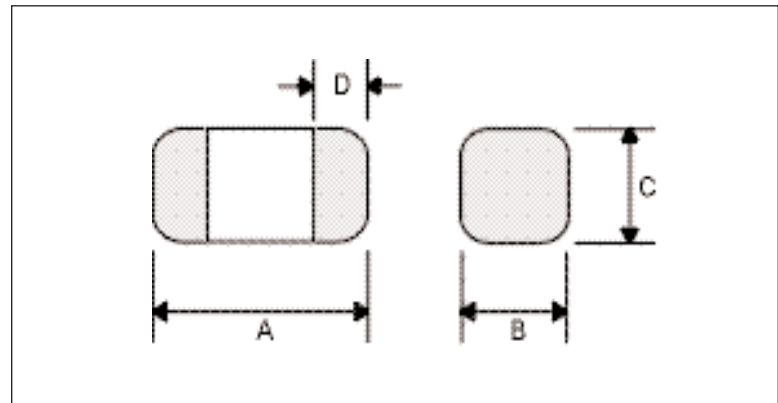
Miscellaneous: RoHS Compliant available. Other values available.

Additional Information: Additional electrical & physical information available upon request

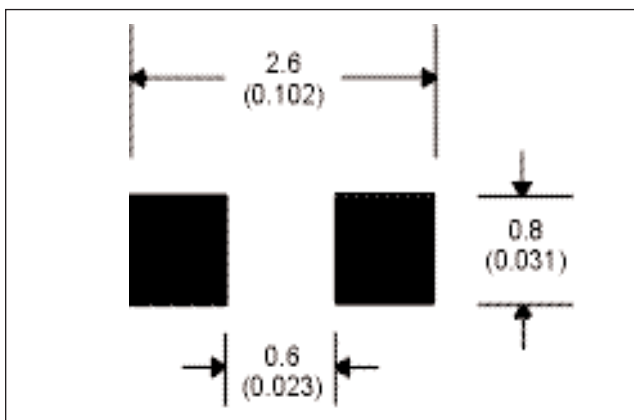
Samples available. See website for ordering information.

PHYSICAL DIMENSIONS

Size	A	B	C	D
mm	1.6±0.15	0.8±0.15	0.8±0.15	0.3±0.2
inches	0.06±0.006	0.03±0.006	0.03±0.006	0.01±0.008



PAD LAYOUT



01.14.05



Manufacturer of Inductors, Chokes, Coils, Beads, Transformers & Toroids

800-684-5322 Inside US 949-453-1811 Outside US

Copyright © 2005 by CT Magnetics, DBA Central Technologies. All rights reserved.

CT Magnetics reserves the right to make improvements or change specifications without notice