


EC1SB

S E R I E S



13.2 - 15 WATT OPEN FRAME DC-DC CONVERTERS



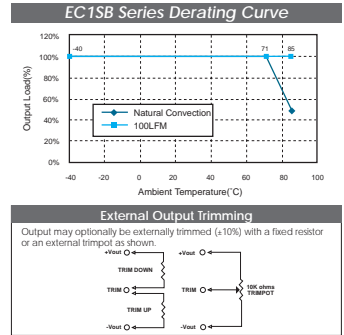
Features

- 13.2-15W Isolated Output
- 1.1" x 1" Open Frame Design
- Regulated Outputs
- Efficiency to 89%
- 2250VDC Isolation
- Input Under Voltage Protection
- Over Current Protection
- Continuous Short Circuit Protection
- Remote On/Off Control

MODEL NUMBER	INPUT VOLTAGE	OUTPUT VOLTAGE	OUTPUT CURRENT		INPUT CURRENT		% EFF.	SIZE
			MIN.	MAX.	NO LOAD	FULL LOAD		
EC1SB -24S33	18-36 VDC	3.3 VDC	0 mA	4000 mA	50 mA	639mA	86	1.1" x 1"
EC1SB -24S05		5 VDC		3000 mA	50 mA	718mA	87	
EC1SB -24S12		12 VDC		1250 mA	40 mA	718mA	87	
EC1SB -24S15		15 VDC		1000 mA	40 mA	718mA	87	
EC1SB -48S33	36-75 VDC	3.3 VDC	0 mA	4000 mA	30 mA	320mA	86	1.1" x 1"
EC1SB -48S05		5 VDC		3000 mA	30 mA	359mA	87	
EC1SB -48S12		12 VDC		1250 mA	30 mA	351mA	89	
EC1SB -48S15		15 VDC		1000 mA	30 mA	351mA	89	

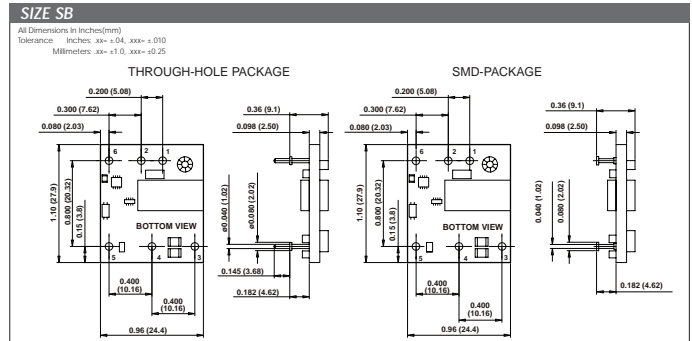
NOTE: 1. Nominal Input Voltage 24 or 48VDC

Specifications	
INPUT SPECIFICATIONS:	
Input Voltage Range:	24V.....18-36V 48V.....36-75V
Undervoltage lockout:	24Vin power up.....1.7V 24Vin power down.....1.6V 48Vin power up.....3.4V 48Vin power down.....3.25V
Input Filter:	Capacitive Type
Positive Logic Remote on/off Control:	
Logic Compatibility:	CMOS or Open Collector TTL
Module ON:	>+5.5VDC or Open Circuit
Module OFF:	<-1.2VDC
OUTPUT SPECIFICATIONS:	
Voltage Accuracy:	+1.5% max.
Transient Response 25% Step Load Change:	<50µ sec.
Ripple and Noise, 20MHz BW:	V _o =3.3 & 5V.....75mV p-p max. V _o =12 & 15V.....100mV p-p max.
Temperature Coefficient:	+0.03%/C max.
Short Circuit Protection:	Continuous
Line Regulation:	+0.2% max.
Load Regulation:	+0.2% max.
Over Voltage Protection:	Zener or TVS Clamp
External Trim Adj. Range:	+10%
Current Limit:	110% - 140% Nominal Output
GENERAL SPECIFICATIONS:	
Efficiency:	See Table
Isolation Voltage:	2250 VDC min.
Isolation Resistance:	10 ⁹ Ohms min.
Switching Frequency:	400kHz Typ.
Operating Ambient Temperature Range:	-40°C to +85°C
Derating, Above 71°C:	Linearly to Zero Power at +100°C
Cooling:	Natural Convection
Storage Temperature Range:	-40°C to +125°C
Dimensions:	1.10 x 0.96 x 0.36 inches (27.9 x 24.4 x 9.1 mm)
Structure:	Non-Potted, Open Frame Type
Weight:	8.8g



- NOTE:**
1. Measured From High Line to Low Line
 2. Measured From Full Load to min. Load
 3. Suffix 'N' to the Model Number with Negative Logic Remote ON/OFF Module ON.....<-1.2VDC
Module OFF.....>+5.5VDC or Open Circuit
 4. Suffix 'S' to the Model Number with SMD Package
 5. The Output Ripple and Noise is Measured with 10µF Tantalum and 1µF Ceramic Capacitor Across Output.

PIN CONNECTION	
Pin	Function
1	+V Input
2	-V Input
3	+V Output
4	Trim
5	-V Output
6	Remote ON/OFF



All Specifications Typical At Nominal Line, Full Load and 25°C Unless Otherwise Noted.