

CDSH3- 222N/-G/222P-G

Reverse Voltage: 80 Volts
 Pd: 150mW
 RoHS Device



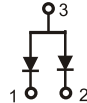
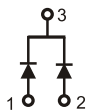
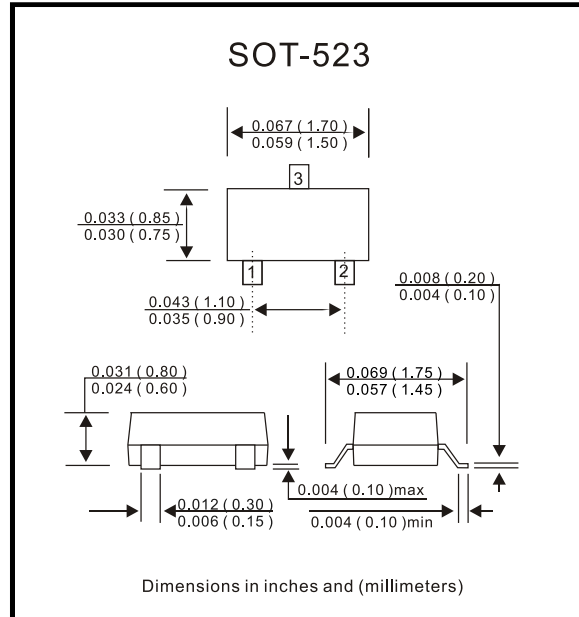
Features

- Designed for mounting on small surface.
- High speed switching.
- High mounting capability, strong surge withstand, high reliability.

Mechanical data

- Case: SOT-523, molded plastic.
- Terminals: Solder plated, solderable per MIL-STD-750, method 208.
- Approx. weight: 0.002 gram

CDSH3-222N-G CDSV3-222P-G



Maximum Ratings and Electrical Characteristics (at Ta = 25°C unless otherwise noted)

Parameter	Condition	Symbol	Value	Unit
Repetitive peak reverse voltage		VRRM	80	V
Reverse voltage		VR	80	V
Forward continue current		IFM	300	mA
Surge peak forward current	T = 1.0 μS	IFSM	4	A
Power dissipation		Pd	150	mW
Maximum forward voltage	@ IF = 100 mA	VF	1.2	V
Maximum reverse current	@ VR = 70V	IR	0.1	μA
Max reverse recovery time	IF=IR=5mA, R=100 ohms	Trr	4	nS
Maximum diode capacitance	VR=6V, f=1MHz	CT	3.5	pF
Max. operation junction temperature		Tj	150	°C
Storage temperature		TSTG	-55 to +150	°C

RATING AND CHARACTERISTIC CURVES (CDSH3-222N-G/222P-G)

Fig. 1 - Forward characteristics(P Type)

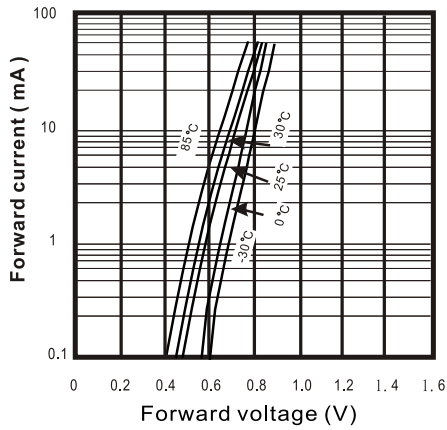


Fig. 2 - Reverse characteristics(P Type)

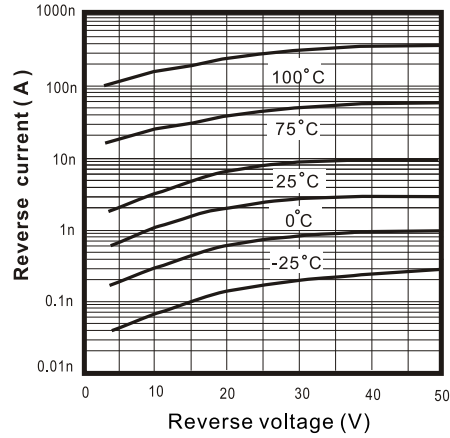


Fig. 3 - Forward characteristics(N Type)

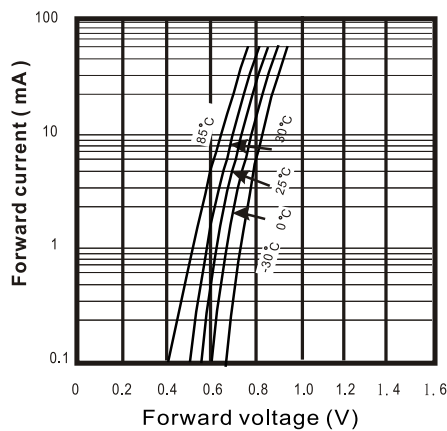


Fig. 4 - Reverse characteristics(N Type)

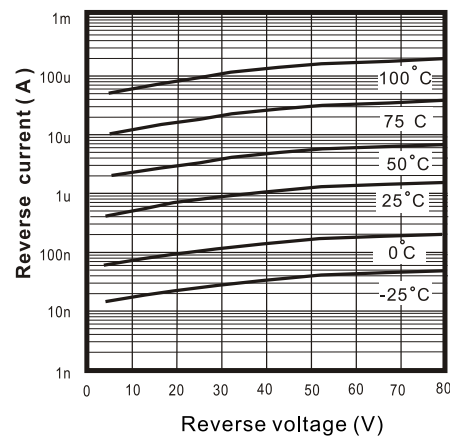


Fig. 5 - Capacitance between terminals characteristics

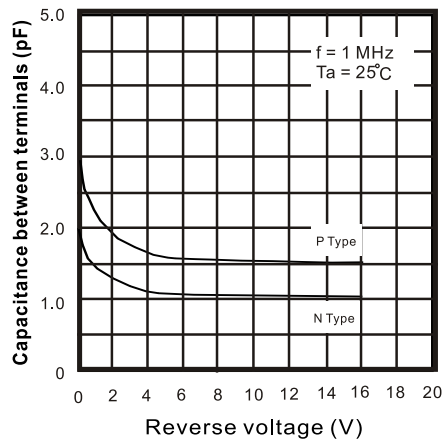


Fig. 6 - Power attenuation curve

