

CDSH3-99-G/ 70-G/ 56-G/ 16-G

Reverse Voltage: 85 Volts
Forward Continue Current: 155mA
RoHS Device

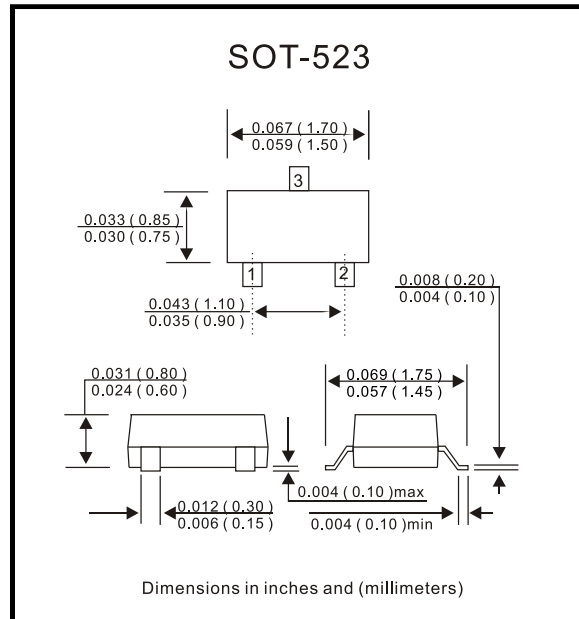


Features

- Designed for mounting on small surface.
- High speed switching.
- High mounting capability, strong surge withstand, high reliability.

Mechanical data

- Case: SOT-523, molded plastic.
- Terminals: Solder plated, solderable per MIL-STD-750, method 208.
- Approx. weight: 0.002 gram



CDSH3-16-G CDSH3-99-G CDSH3-70-G CDSH3-56-G



Maximum Ratings and Electrical Characteristics (at Ta = 25°C unless otherwise noted)

Parameter	Condition	Symbol	Value	Unit
Repetitive peak reverse voltage		VRRM	85	V
Reverse voltage		VR	85	V
Forward continue current		IFM	155	mA
Surge peak forward current	T = 1us	IFSM	4	A
Power dissipation		Pd	150	mW
Maximum forward voltage	@ IF= 1 mA @ IF= 10 mA @ IF= 50mA @ IF= 150mA	VF	0.715 0.855 1.0 1.25	V
Maximum reverse current	@ VR= 75V @ VR= 75V, Tj= 150°C @ VR= 25V, Tj= 150°C @ VR= 25V,	IR	2.0 100 60 30	uA
Max reverse recovery time	IF=10mA, R=100 ohms	Trr	4	nS
Typical diode capacitance	VR=0V, f=1MHz	CT	1.5	pF
Max. operation junction temperature		Tj	150	°C
Storage temperature		TSTG	-55 to +150	°C

Rev. A

RATING AND CHARACTERISTIC CURVES (CDSH3-99-G/70-G/56-G/16-G)

Fig. 1 - Forward characteristics

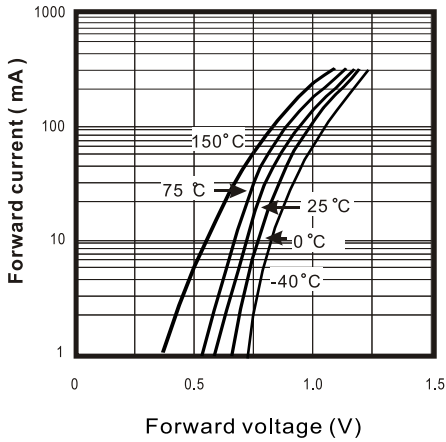


Fig. 2 - Reverse characteristics

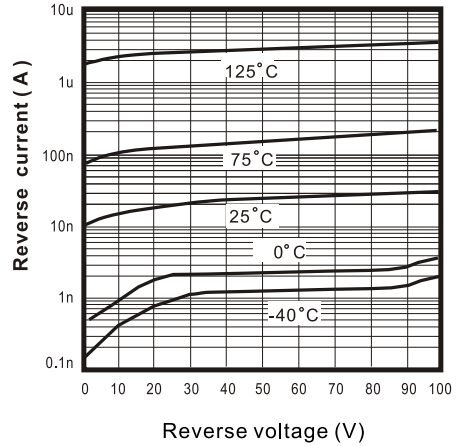


Fig. 3 - Capacitance between terminals characteristics

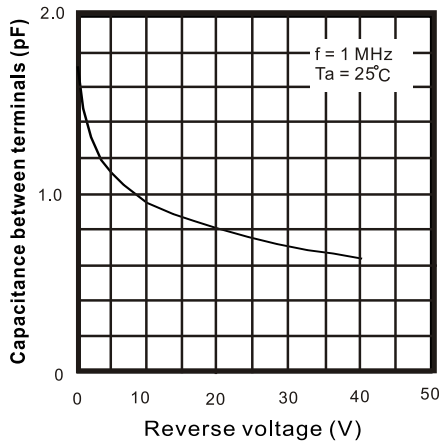


Fig. 4 - Current derating curve

