

# SOT23 SILICON HIGH CURRENT SCHOTTKY BARRIER DIODE "SuperBAT"

## ZHCS1006

ISSUE 1 - NOVEMBER 1997

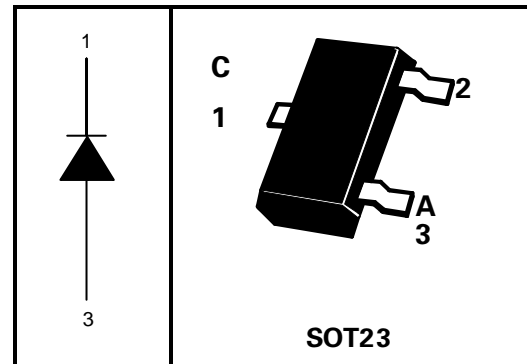
### FEATURES:

- High current capability
- Low  $V_F$

### APPLICATIONS:

- Mobile telecomms, PCMCIA & SCSI
- DC-DC Conversion

PARTMARKING DETAILS : S16



### ABSOLUTE MAXIMUM RATINGS.

PARAMETER	SYMBOL	VALUE	UNIT
Continuous Reverse Voltage	$V_R$	60	V
Forward Current	$I_F$	900	mA
Forward Voltage @ $I_F = 1000\text{mA}(\text{typ})$	$V_F$	600	mV
Average Peak Forward Current;D.C.= 50%	$I_{FAV}$	1600	mA
Non Repetitive Forward Current $t \leq 100\mu\text{s}$ $t \leq 10\text{ms}$	$I_{FSM}$	12 5	A A
Power Dissipation at $T_{amb} = 25^\circ\text{C}$	$P_{tot}$	500	mW
Storage Temperature Range	$T_{stg}$	-55 to + 150	$^\circ\text{C}$
Junction Temperature	$T_j$	125	$^\circ\text{C}$

### ELECTRICAL CHARACTERISTICS (at $T_{amb} = 25^\circ\text{C}$ unless otherwise stated).

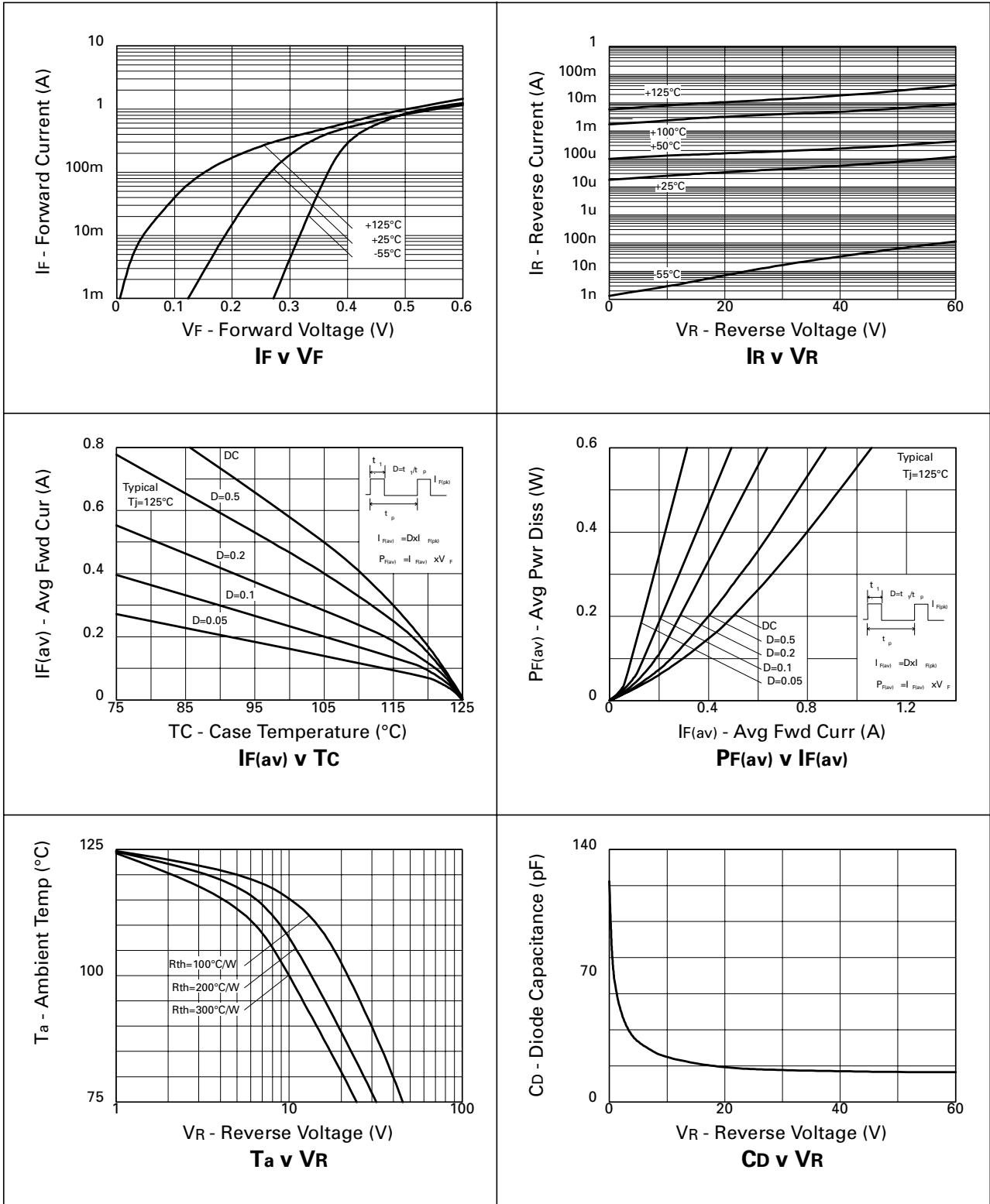
PARAMETER	SYMBOL	MIN.	TYP.	MAX.	UNIT	CONDITIONS.
Reverse Breakdown Voltage	$V_{(BR)R}$	60	80		V	$I_R = 300\mu\text{A}$
Forward Voltage	$V_F$		245 275 330 395 455 510 620	280 320 390 470 530 600 740	mV mV mV mV mV mV mV	$I_F = 50\text{mA}^*$ $I_F = 100\text{mA}^*$ $I_F = 250\text{mA}^*$ $I_F = 500\text{mA}^*$ $I_F = 750\text{mA}^*$ $I_F = 1000\text{mA}^*$ $I_F = 1500\text{mA}^*$
Reverse Current	$I_R$		50	100	$\mu\text{A}$	$V_R = 45\text{V}$
Diode Capacitance	$C_D$		17		pF	$f = 1\text{MHz}, V_R = 25\text{V}$
Reverse Recovery Time	$t_{rr}$		12		ns	switched from $I_F = 500\text{mA}$ to $I_R = 500\text{mA}$ Measured at $I_R = 50\text{mA}$

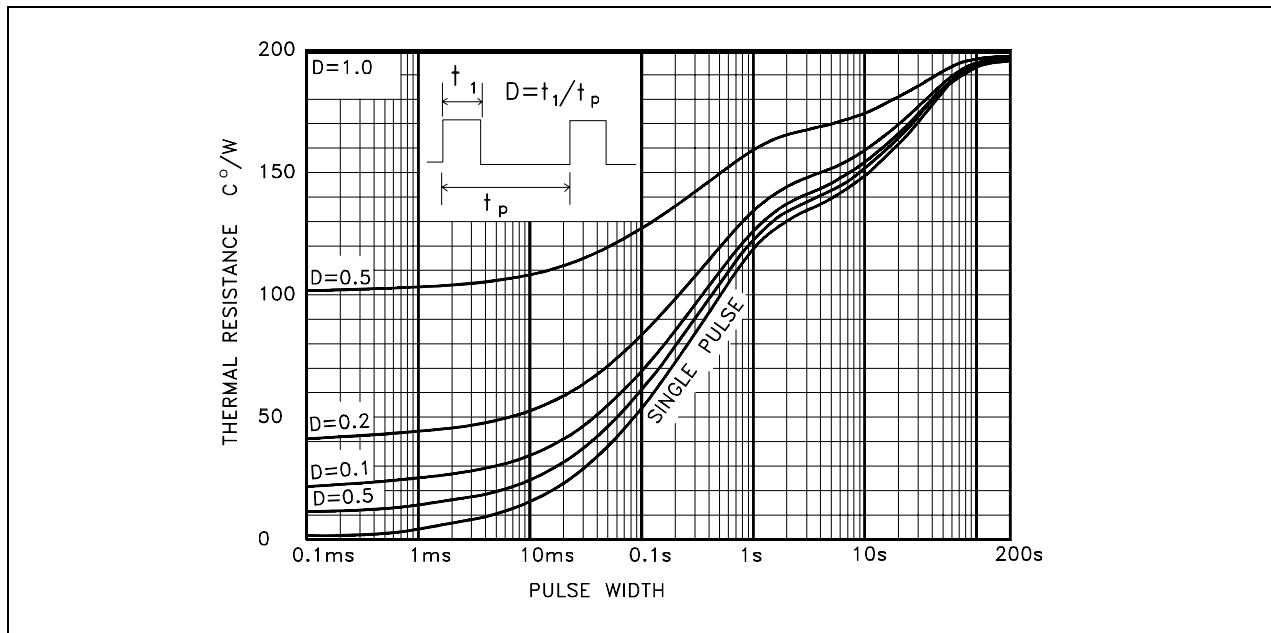
\*Measured under pulsed conditions. Pulse width= 300 $\mu\text{s}$ . Duty cycle  $\leq 2\%$

# ZHCS1006

## TYPICAL CHARACTERISTICS

### TYPICAL CHARACTERISTICS



**TYPICAL CHARACTERISTICS****MAXIMUM TRANSIENT THERMAL RESISTANCE**

\* Reference above figure, devices were mounted on a 15mmx15mm ceramic substrate.