



Features

- Formerly *J.W.Miller* model
- Current rating up to 90 mA
- Inductance range: 1000 μ H to 120,000 μ H
- High Q
- Shielded construction
- RoHS compliant*

Applications

- DC/DC converters
- Power supplies
- Desktop notebooks
- Output chokes

RL181S Series - Radial Lead RF Choke

Electrical Specifications (@ 25 °C)

Part Number	Inductance (μ H)	Tol.	Q (Min.)	Test Frequency		SRF (MHz) Typ.	DCR (Ω) Max.	I dc (mA)
				L	Q			
RL181S-100J-RC	1000	$\pm 5\%$	70	1 KHz	50 KHz	0.77	3.4	90
RL181S-120J-RC	1200	$\pm 5\%$	70	1 KHz	50 KHz	0.70	3.7	75
RL181S-150J-RC	1500	$\pm 5\%$	70	1 KHz	50 KHz	0.64	4.0	70
RL181S-180J-RC	1800	$\pm 5\%$	70	1 KHz	50 KHz	0.57	4.5	65
RL181S-220J-RC	2200	$\pm 5\%$	70	1 KHz	50 KHz	0.51	5.2	60
RL181S-270J-RC	2700	$\pm 5\%$	70	1 KHz	50 KHz	0.48	5.8	55
RL181S-330J-RC	3300	$\pm 5\%$	100	1 KHz	50 KHz	0.44	6.1	50
RL181S-390J-RC	3900	$\pm 5\%$	100	1 KHz	50 KHz	0.41	7.2	45
RL181S-470J-RC	4700	$\pm 5\%$	100	1 KHz	50 KHz	0.38	7.5	40
RL181S-560J-RC	5600	$\pm 5\%$	100	1 KHz	50 KHz	0.35	8.4	40
RL181S-680J-RC	6800	$\pm 5\%$	100	1 KHz	50 KHz	0.32	9.7	35
RL181S-820J-RC	8200	$\pm 5\%$	100	1 KHz	50 KHz	0.28	10.4	30
RL181S-101J-RC	10,000	$\pm 5\%$	100	1 KHz	50 KHz	0.25	12.1	25
RL181S-121J-RC	12,000	$\pm 5\%$	100	1 KHz	50 KHz	0.22	13.0	25
RL181S-151J-RC	15,000	$\pm 5\%$	100	1 KHz	50 KHz	0.22	15.0	22
RL181S-181J-RC	18,000	$\pm 5\%$	100	1 KHz	50 KHz	0.19	17.0	21
RL181S-221J-RC	22,000	$\pm 5\%$	100	1 KHz	50 KHz	0.19	19.5	20
RL181S-271J-RC	27,000	$\pm 5\%$	100	1 KHz	50 KHz	0.16	22.0	18
RL181S-331J-RC	33,000	$\pm 5\%$	100	1 KHz	50 KHz	0.16	26.0	17
RL181S-361J-RC	36,000	$\pm 5\%$	100	1 KHz	50 KHz	0.14	27.0	16
RL181S-391J-RC	39,000	$\pm 5\%$	100	1 KHz	50 KHz	0.12	45.0	15
RL181S-471J-RC	47,000	$\pm 5\%$	100	1 KHz	50 KHz	0.12	52.0	13
RL181S-561J-RC	56,000	$\pm 5\%$	100	1 KHz	50 KHz	0.12	58.0	12
RL181S-681J-RC	68,000	$\pm 5\%$	100	1 KHz	50 KHz	0.09	67.0	11
RL181S-821J-RC	82,000	$\pm 5\%$	100	1 KHz	50 KHz	0.09	71.0	10
RL181S-102J-RC	100,000	$\pm 5\%$	100	1 KHz	50 KHz	0.09	82.0	9
RL181S-122J-RC	120,000	$\pm 5\%$	100	1 KHz	50 KHz	0.09	97.0	8

General Specifications

Rated Current Inductance drop 10 %
 Operating Temperature -55 °C to +105 °C
 Storage Temperature -55 °C to +105 °C

Materials

Core Material Ferrite
 Wire Enameled copper
 Terminal Coating Sn

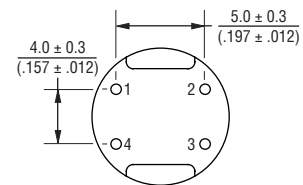
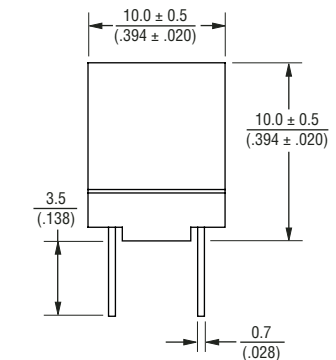
Marking

..... Value code on top of inductor

Packaging

Standard 100 pcs. per bag

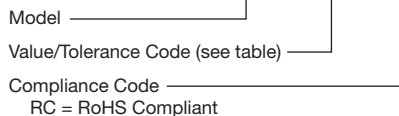
Product Dimensions



DIMENSIONS: $\frac{\text{MM}}{\text{(INCHES)}}$

How To Order

RL181S - 102J - RC



Example:

RL181S-102J-RC = 100,000 μ H, $\pm 5\%$

Electrical Schematic

