

General purpose (dual digital transistors)

EMB3 / UMB3N / IMB3A

●Features

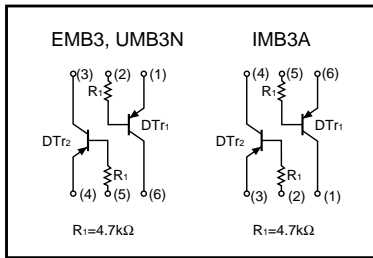
- 1) Two DTA143T chips in a EMT6 or UMT6 or SMT6 package.
- 2) Mounting possible with EMT3 or UMT3 or SMT3 automatic mounting machines.
- 3) Transistor elements are independent, eliminating interference.

●Structure

Dual PNP digital transistor
(each with single built in resistor)

The following characteristics apply to both DT_{r1} and DT_{r2}.

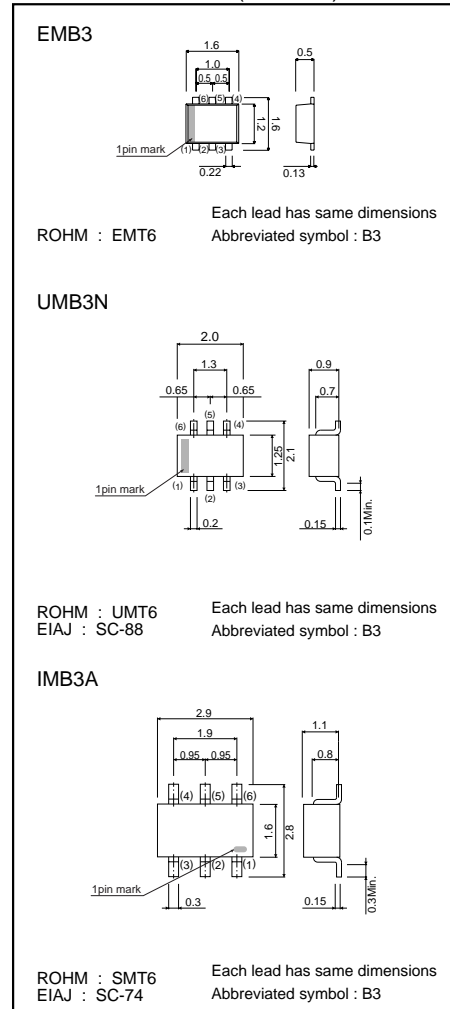
●Equivalent circuit



●Packaging specifications

Type	Package	Taping		
		T2R	TN	T110
	Code			
	Basic ordering unit (pieces)	8000	3000	3000
EMB3		○	-	-
UMB3N		-	○	-
IMB3N		-	-	○

●External dimensions (Unit : mm)



Transistors

●Absolute maximum ratings (Ta = 25°C)

Parameter	Symbol	Limits	Unit		
Collector-base voltage	V _{CBO}	-50	V		
Collector-emitter voltage	V _{CEO}	-50	V		
Emitter-base voltage	V _{EBO}	-5	V		
Collector current	I _C	-100	mA		
Collector power dissipation	EMB3,UMB3N	P _C	150 (TOTAL)	mW	*1
	IMB3A		300 (TOTAL)		*2
Junction temperature	T _j	150	°C		
Storage temperature	T _{stg}	-55 to +150	°C		

*1 120mW per element must not be exceeded.
 *2 200mW per element must not be exceeded.

●Electrical characteristics (Ta = 25°C)

Parameter	Symbol	Min.	Typ.	Max.	Unit	Conditions	
Collector-base breakdown voltage	BV _{CBO}	-50	-	-	V	I _C =-50μA	
Collector-emitter breakdown voltage	BV _{CEO}	-50	-	-	V	I _C =-1mA	
Emitter-base breakdown voltage	BV _{EBO}	-5	-	-	V	I _E =-50μA	
Collector cutoff current	I _{CBO}	-	-	-0.5	μA	V _{CB} =-50V	
Emitter cutoff current	I _{EBO}	-	-	-0.5	μA	V _{EB} =-4V	
Collector-emitter saturation voltage	V _{CE(sat)}	-	-	-0.3	V	I _C /I _B =-5mA/-2.5mA	
DC current transfer ratio	h _{FE}	100	250	600	-	V _{CE} =-5V, I _C =-1mA	
Transition frequency	f _T	-	250	-	MHz	V _{CE} =10mA, I _E =-5mA, f=100MHz	*
Input resistance	R ₁	3.29	4.7	6.11	kΩ	-	

* Transition frequency of the device

●Electrical characteristic curves

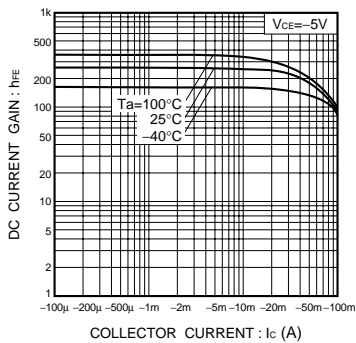


Fig.1 DC current gain vs. collector current

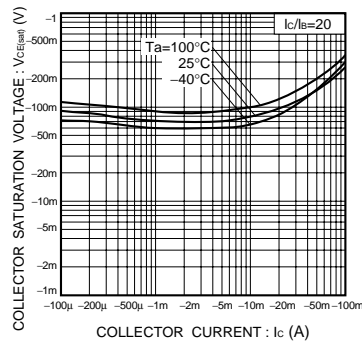


Fig.2 Collector-emitter saturation voltage vs. collector current

Notes

- No technical content pages of this document may be reproduced in any form or transmitted by any means without prior permission of ROHM CO.,LTD.
- The contents described herein are subject to change without notice. The specifications for the product described in this document are for reference only. Upon actual use, therefore, please request that specifications to be separately delivered.
- Application circuit diagrams and circuit constants contained herein are shown as examples of standard use and operation. Please pay careful attention to the peripheral conditions when designing circuits and deciding upon circuit constants in the set.
- Any data, including, but not limited to application circuit diagrams information, described herein are intended only as illustrations of such devices and not as the specifications for such devices. ROHM CO.,LTD. disclaims any warranty that any use of such devices shall be free from infringement of any third party's intellectual property rights or other proprietary rights, and further, assumes no liability of whatsoever nature in the event of any such infringement, or arising from or connected with or related to the use of such devices.
- Upon the sale of any such devices, other than for buyer's right to use such devices itself, resell or otherwise dispose of the same, no express or implied right or license to practice or commercially exploit any intellectual property rights or other proprietary rights owned or controlled by
- ROHM CO., LTD. is granted to any such buyer.
- Products listed in this document are no antiradiation design.

The products listed in this document are designed to be used with ordinary electronic equipment or devices (such as audio visual equipment, office-automation equipment, communications devices, electrical appliances and electronic toys).

Should you intend to use these products with equipment or devices which require an extremely high level of reliability and the malfunction of which would directly endanger human life (such as medical instruments, transportation equipment, aerospace machinery, nuclear-reactor controllers, fuel controllers and other safety devices), please be sure to consult with our sales representative in advance.

About Export Control Order in Japan

Products described herein are the objects of controlled goods in Annex 1 (Item 16) of Export Trade Control Order in Japan.

In case of export from Japan, please confirm if it applies to "objective" criteria or an "informed" (by MITI clause) on the basis of "catch all controls for Non-Proliferation of Weapons of Mass Destruction.