

Small Signal Switching Diodes, High Voltage

Features

- Silicon Epitaxial Planar Diodes
- Lead (Pb)-free component
- Component in accordance to RoHS 2002/95/EC and WEEE 2002/96/EC



94 9367

Applications

- General purposes

Mechanical Data

Case: DO35 Glass case

Weight: approx. 125 mg

Cathode Band Color: black

Packaging Codes/Options:

TR/10 k per 13" reel (52 mm tape), 50 k/box

TAP/10 k per Ammopack (52 mm tape), 50 k/box

Parts Table

Part	Type differentiation	Ordering code	Type Marking	Remarks
BAV17	$V_{RRM} = 25\text{ V}$	BAV17-TR or BAV17-TAP	BAV17	Tape and Reel/Ammopack
BAV18	$V_{RRM} = 60\text{ V}$	BAV18-TR or BAV18-TAP	BAV18	Tape and Reel/Ammopack
BAV19	$V_{RRM} = 120\text{ V}$	BAV19-TR or BAV19-TAP	BAV19	Tape and Reel/Ammopack
BAV20	$V_{RRM} = 200\text{ V}$	BAV20-TR or BAV20-TAP	BAV20	Tape and Reel/Ammopack
BAV21	$V_{RRM} = 250\text{ V}$	BAV21-TR or BAV21-TAP	BAV21	Tape and Reel/Ammopack

Absolute Maximum Ratings

$T_{amb} = 25\text{ }^{\circ}\text{C}$, unless otherwise specified

Parameter	Test condition	Part	Symbol	Value	Unit
Peak reverse voltage		BAV17	V_{RRM}	25	V
		BAV18	V_{RRM}	60	V
		BAV19	V_{RRM}	120	V
		BAV20	V_{RRM}	200	V
		BAV21	V_{RRM}	250	V
Reverse voltage		BAV17	V_R	20	V
		BAV18	V_R	50	V
		BAV19	V_R	100	V
		BAV20	V_R	150	V
		BAV21	V_R	200	V
Forward continuous current			I_F	250	mA
Peak forward surge current	$t_p = 1\text{ s}, T_j = 25\text{ }^{\circ}\text{C}$		I_{FSM}	1	A
Forward peak current	$f = 50\text{ Hz}$		I_{FRM}	625	mA
Power dissipation			P_{tot}	500	mW

Vishay Semiconductors

Thermal Characteristics

$T_{amb} = 25\text{ }^{\circ}\text{C}$, unless otherwise specified

Parameter	Test condition	Symbol	Value	Unit
Junction to ambient air	$l = 4\text{ mm}$, $T_L = \text{constant}$	R_{thJA}	300	K/W
Junction temperature		T_j	175	$^{\circ}\text{C}$
Storage temperature range		T_{stg}	- 65 to + 175	$^{\circ}\text{C}$

Electrical Characteristics

$T_{amb} = 25\text{ }^{\circ}\text{C}$, unless otherwise specified

Parameter	Test condition	Part	Symbol	Min	Typ.	Max	Unit
Forward voltage	$I_F = 100\text{ mA}$		V_F			1000	mV
Reverse current	$V_R = 20\text{ V}$	BAV17	I_R			100	nA
	$V_R = 50\text{ V}$	BAV18	I_R			100	nA
	$V_R = 100\text{ V}$	BAV19	I_R			100	nA
	$V_R = 150\text{ V}$	BAV20	I_R			100	nA
	$V_R = 200\text{ V}$	BAV21	I_R			100	nA
	$T_j = 100\text{ }^{\circ}\text{C}$, $V_R = 20\text{ V}$	BAV17	I_R			15	μA
	$T_j = 100\text{ }^{\circ}\text{C}$, $V_R = 50\text{ V}$	BAV18	I_R			15	μA
	$T_j = 100\text{ }^{\circ}\text{C}$, $V_R = 100\text{ V}$	BAV19	I_R			15	μA
	$T_j = 100\text{ }^{\circ}\text{C}$, $V_R = 150\text{ V}$	BAV20	I_R			15	μA
	$T_j = 100\text{ }^{\circ}\text{C}$, $V_R = 200\text{ V}$	BAV21	I_R			15	μA
Breakdown voltage	$I_R = 100\text{ }\mu\text{A}$, $t_p/T = 0.01$, $t_p = 0.3\text{ ms}$	BAV17	$V_{(BR)}$	25			V
		BAV18	$V_{(BR)}$	60			V
		BAV19	$V_{(BR)}$	120			V
		BAV20	$V_{(BR)}$	200			V
		BAV21	$V_{(BR)}$	250			V
Diode capacitance	$V_R = 0$, $f = 1\text{ MHz}$		C_D		1.5		pF
Differential forward resistance	$I_F = 10\text{ mA}$		r_f		5		Ω
Reverse recovery time	$I_F = I_R = 30\text{ mA}$, $i_R = 3\text{ mA}$, $R_L = 100\text{ }\Omega$		t_{rr}			50	ns

Typical Characteristics

$T_{amb} = 25\text{ }^{\circ}\text{C}$ unless otherwise specified

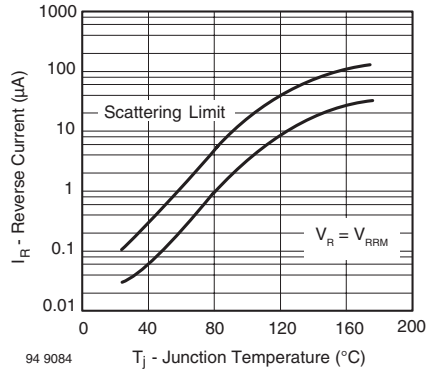


Figure 1. Reverse Current vs. Junction Temperature

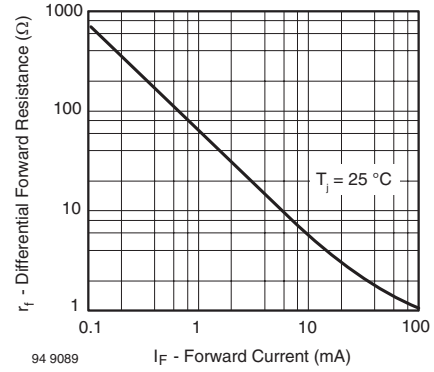


Figure 3. Differential Forward Resistance vs. Forward Current

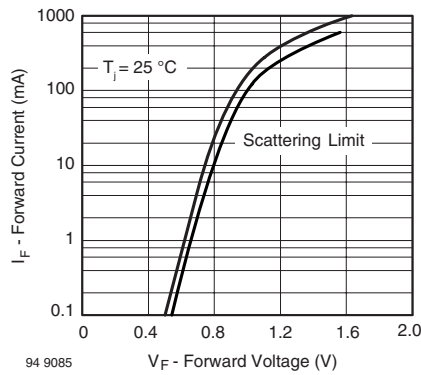
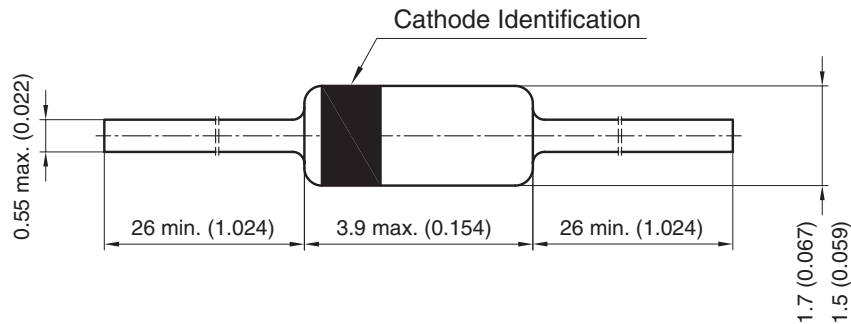


Figure 2. Forward Current vs. Forward Voltage

Package Dimensions in millimeters (inches): DO35



Rev. 6 - Date: 29. January 2007
 Document no.: 6.560-5004.02-4
 94 9366

Vishay Semiconductors

Ozone Depleting Substances Policy Statement

It is the policy of Vishay Semiconductor GmbH to

1. Meet all present and future national and international statutory requirements.
2. Regularly and continuously improve the performance of our products, processes, distribution and operating systems with respect to their impact on the health and safety of our employees and the public, as well as their impact on the environment.

It is particular concern to control or eliminate releases of those substances into the atmosphere which are known as ozone depleting substances (ODSs).

The Montreal Protocol (1987) and its London Amendments (1990) intend to severely restrict the use of ODSs and forbid their use within the next ten years. Various national and international initiatives are pressing for an earlier ban on these substances.

Vishay Semiconductor GmbH has been able to use its policy of continuous improvements to eliminate the use of ODSs listed in the following documents.

1. Annex A, B and list of transitional substances of the Montreal Protocol and the London Amendments respectively
2. Class I and II ozone depleting substances in the Clean Air Act Amendments of 1990 by the Environmental Protection Agency (EPA) in the USA
3. Council Decision 88/540/EEC and 91/690/EEC Annex A, B and C (transitional substances) respectively.

Vishay Semiconductor GmbH can certify that our semiconductors are not manufactured with ozone depleting substances and do not contain such substances.

We reserve the right to make changes to improve technical design
and may do so without further notice.

Parameters can vary in different applications. All operating parameters must be validated for each customer application by the customer. Should the buyer use Vishay Semiconductors products for any unintended or unauthorized application, the buyer shall indemnify Vishay Semiconductors against all claims, costs, damages, and expenses, arising out of, directly or indirectly, any claim of personal damage, injury or death associated with such unintended or unauthorized use.

Vishay Semiconductor GmbH, P.O.B. 3535, D-74025 Heilbronn, Germany



Notice

Specifications of the products displayed herein are subject to change without notice. Vishay Intertechnology, Inc., or anyone on its behalf, assumes no responsibility or liability for any errors or inaccuracies.

Information contained herein is intended to provide a product description only. No license, express or implied, by estoppel or otherwise, to any intellectual property rights is granted by this document. Except as provided in Vishay's terms and conditions of sale for such products, Vishay assumes no liability whatsoever, and disclaims any express or implied warranty, relating to sale and/or use of Vishay products including liability or warranties relating to fitness for a particular purpose, merchantability, or infringement of any patent, copyright, or other intellectual property right.

The products shown herein are not designed for use in medical, life-saving, or life-sustaining applications. Customers using or selling these products for use in such applications do so at their own risk and agree to fully indemnify Vishay for any damages resulting from such improper use or sale.