

SPECIFICATIONS

Electrical Ratings	300mA @ 30VDC
Electrical Life	10,000 cycles typical
Contact Resistance	< 20 mΩ max initial @ 2-4VDC, 100mA
Dielectric Strength	1000Vrms min
Insulation Resistance	> 100MΩ min
Operating Temperature	-40°C to 85°C
Storage Temperature	-40°C to 85°C



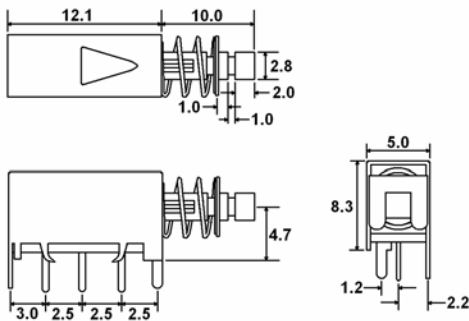
MATERIALS ←RoHS COMPLIANT

Actuator	Acetal
Housing	Steel, Tin Plated
Base	Phenolic
Contacts	Phosphor Bronze, Silver Plated
Terminals	Brass, Silver Plated

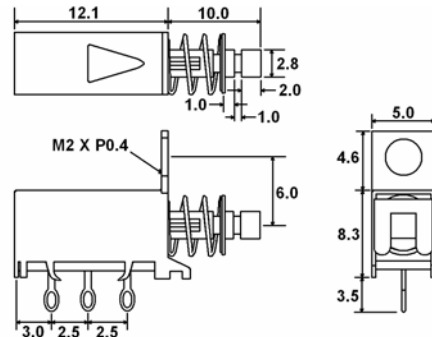
ORDERING INFORMATION

1. Series:	MP	1	P	P	L	C033
MP						
2. Number of Poles:	1 = SPDT 2 = DPDT					
3. Terminals:	S = Solder Lug P = PC Pin					
4. Case Style:	P = With Case PC Pins (standard for PC pins) M = With Threaded Panel Mount Tab (standard for solder lugs)					
5. Switch Function:	N = Non-latching L = Latching					
6. Actuator Cap:	Cap Colors:					
Blank = No Cap						
C01	** See Cap Options for color availability					
C02						
C03						
C04						
C05						

DIMENSIONS

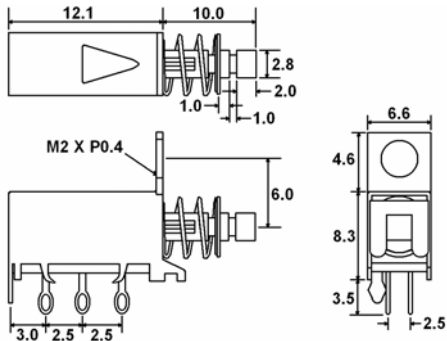


MP1P

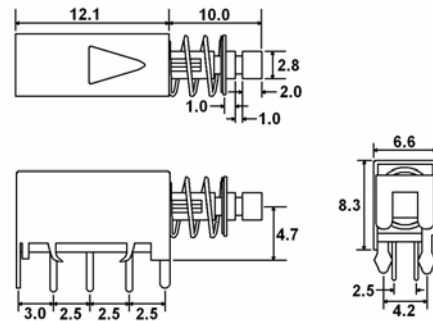


MP1S

DIMENSIONS



MP2S

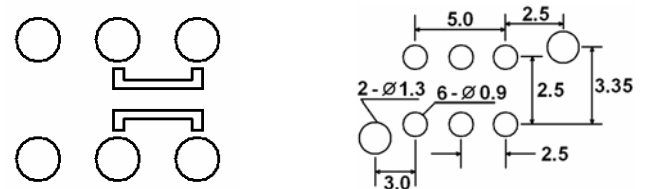


MP2P

SCHEMATICS & PC LAYOUTS

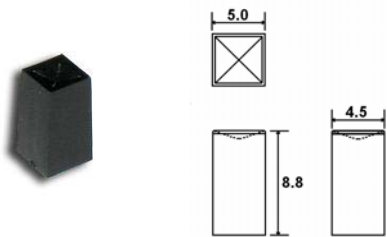


SPDT



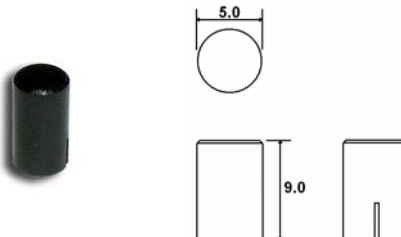
DPDT

CAP OPTIONS



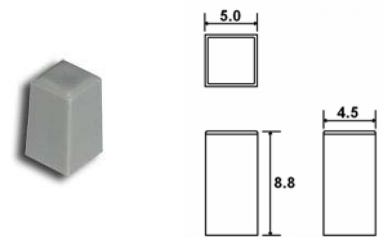
C01_

1 = White, 2 = Black, 3 = Red, 9 = Light Gray
Contact Factory for other available colors



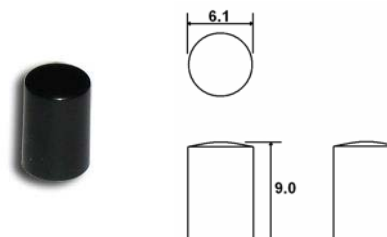
C02_

1 = White, 2 = Black, 3 = Red, 9 = Light Gray
Contact Factory for other available colors



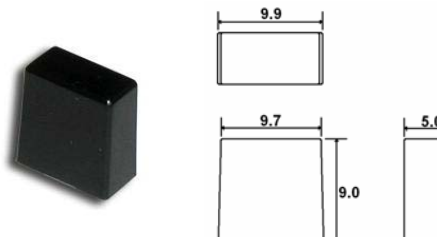
C03_

1 = White, 2 = Black, 3 = Red, 9 = Light Gray
Contact Factory for other available colors



C04_

1 = White, 2 = Black, 3 = Red, 9 = Light Gray
Contact Factory for other available colors



C05_

1 = White, 2 = Black, 3 = Red, 9 = Light Gray
Contact Factory for other available colors