


### FEATURES

- Industry Standard 12.7x12.7mm SMT Footprint
- 5Vdc Supply Voltage
- -40°C to +85°C Temp. Range
- Low Cost
- Low Phase Noise
- Tape & Reel Packaging
- Fully compliant to RoHS Directive 2002/95/EC

### DESCRIPTION

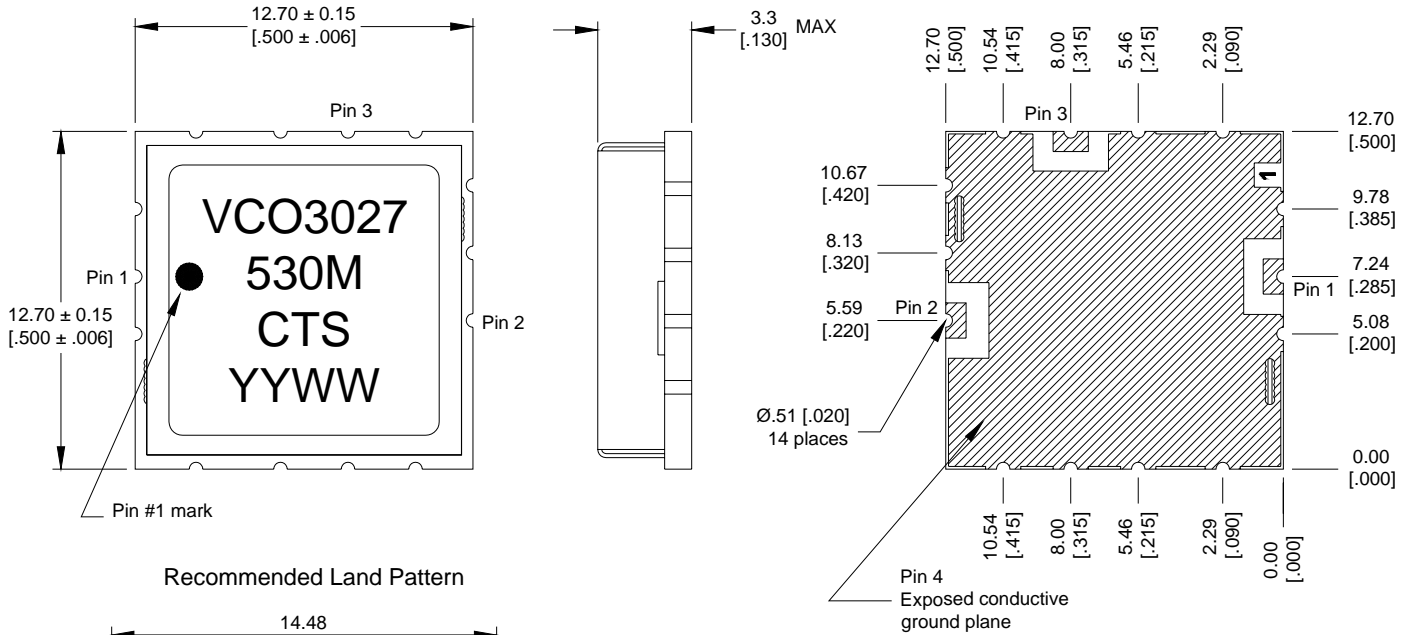
This CTS low cost, small size, high performance SMT VCO uses a high quality design, offering wide band performance and extremely low phase noise making it the ideal choice for any datacom or wireless telecommunications system.



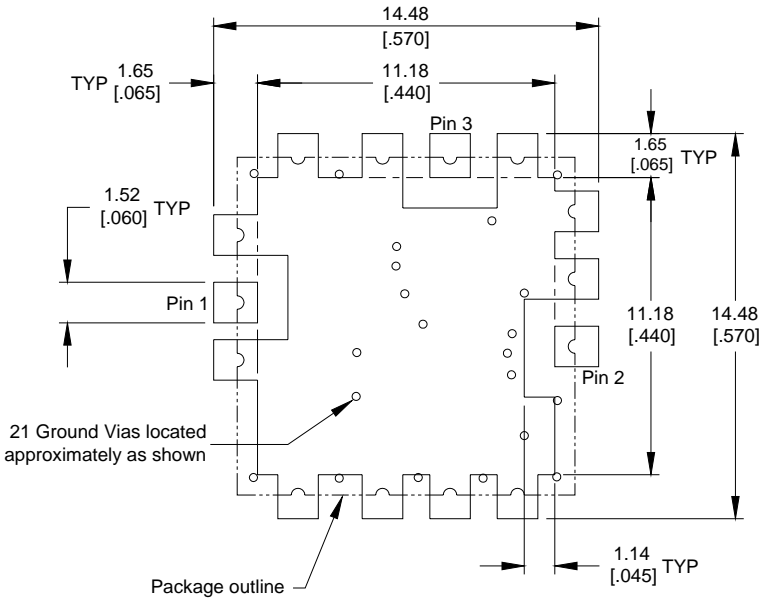
### ELECTRICAL SPECIFICATIONS

Parameter	Conditions & Remarks	Min	Typical	Max	Unit	
Operating Frequency	$f_{OUT}$	530	-	670	MHz	
Supply Voltage	$V_{CC}; \pm 5\%$	4.75	5.0	5.25	Vdc	
Supply Current	$I_{CC}$	-	-	32	mA	
Operating Temperature Range	$T_{OP}$	-40		+85	°C	
Storage Temperature Range	$T_{STG}$	-55	-	+90	°C	
Tuning Voltage Range	$V_T$	1.0	-	4.5	Vdc	
Modulation Bandwidth	-3dB	1	-	-	MHz	
Tuning Sensitivity	$F_L$ to $F_U$		50		MHz/V	
Input Capacitance (max.)				50	pFd	
Power Output	50 Ohms	-3.0	0	+3.0	dBm	
Pushing	$V_{CC}$ min to $V_{CC}$ max	-	-	5	MHz/V	
Pulling	-12dB	-	-	5	MHz	
Output Port Impedance	Internal AC-Coupling	-	50	-	Ohm	
Output Return Loss		-	-	-12	dB	
Harmonics		-	-	-8	dBc	
Spurious		-	-	-100	dBc	
Phase Noise			1kHz	-	-75	dBc/Hz

### MECHANICAL SPECIFICATIONS



Recommended Land Pattern

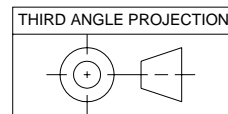
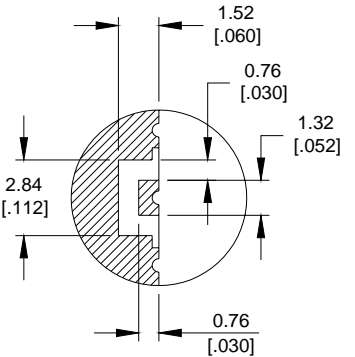


Function table

Pin	Function
1	Vt
2	RF Output
3	Vcc
4	GND

Note: The Lid/Sheild is grounded.

Pad Detail  
3 Places



All dimensions are in MM [Inches].

All dimensions are nominal unless otherwise specified.

Lead Termination Finish: Gold Flash, <10 micro inch, over Ni plated Cu.

#### MAXIMUM SOLDERING PROFILE

Temperature	>217°C	260°C (Absolute max temperature)
Time	2.5min	10 sec

Note: Part is not designed to be reflowed in an inverted position.

MSL: level 1