


On-Board Type EMI Suppression Filters

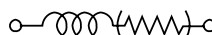


Ferrite Chip Bead FCB,FCM1005/1608/2012/3216/3225/4516/4532 Series

FCB/FCM Series



■ Equivalent Circuit Diagram



(Resistance element becomes dominant at high frequency)

■ Features

- 1.Monolithic inorganic material construction.
- 2.Closed magnetic circuit avoids crosstalk.
- 3.S.M.T. type.
- 4.Suitable for flow and reflow soldering.
- 5.Shapes and dimensions follow E.I.A. spec.
- 6.Available in various sizes.
- 7.Excellent solderability and heat resistance.
- 8.High reliability.
- 9.The products contain no lead and also support lead-free soldering.

■ Applications

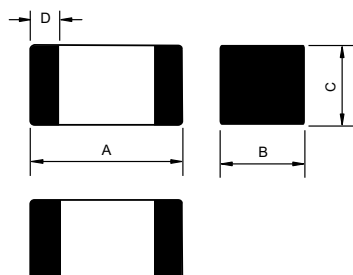
Personal computers,communication equipment,digital telephone,electronic games machines,CRTs,hard disk drives,cellular phones,PDA's,printers and other computer peripheral products.
Suitable for I/O ports,DC power lines and signal lines,and general circuits with unstable ground.

■ Lead Free Part Numbering

FCM 1608 K F - 601 T 02
A B C D E F G

A : Series
B : Dimension A x B
C : Material Lead Free
D : Lead Free Code
E : Impedance 601=600Ω
F : Packaging T= Taping and Reel, B= Bulk(Bags)
G : Rated Current 02=200mA

■ Dimensions



● 特徵

1. 單石無機材料結構。
2. 封閉磁路避免干擾。
3. 表面黏著型式。
4. 適合一般焊接及迴焊。
5. 形狀及尺寸符合E.I.A.規格。
6. 不同尺寸可供選擇。
7. 良好的焊錫性及耐熱性。
8. 高可靠度。
9. 產品無鉛適合無鉛錫。

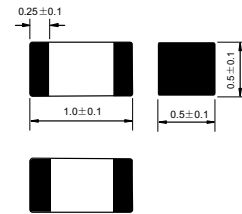
● 應用

個人電腦、通訊設備、數位電話、電子遊戲機、陰極射線管、硬式磁碟機、行動電話、個人數位助理、列表機和其他電腦周邊設備。
適合接地不穩定之輸入/輸出埠、直流電源線、訊號線及一般電路。

Chip size				
Size	A(mm)	B(mm)	C(mm)	D(mm)
1005	1.0±0.1	0.5±0.1	0.5±0.1	0.25±0.1
1608	1.6±0.15	0.8±0.15	0.8±0.15	0.3±0.2
2012	2.0±0.2	1.25±0.2	0.85±0.2	0.5±0.3
3216	3.2±0.2	1.6±0.2	1.1±0.2	0.5±0.3
3225	3.2±0.2	2.5±0.2	1.3±0.2	0.5±0.3
4516	4.5±0.2	1.6±0.2	1.6±0.2	0.5±0.3
4532	4.5±0.2	3.2±0.2	1.5±0.2	0.5±0.3

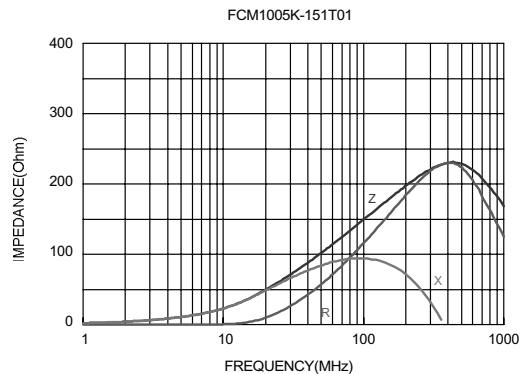
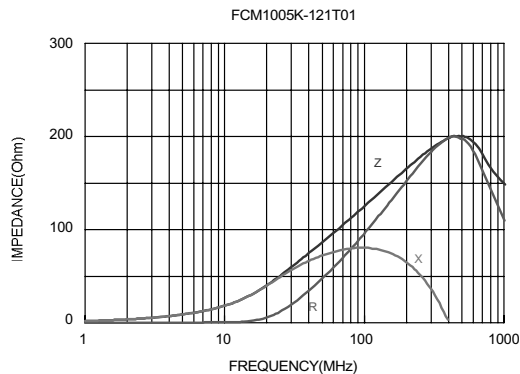
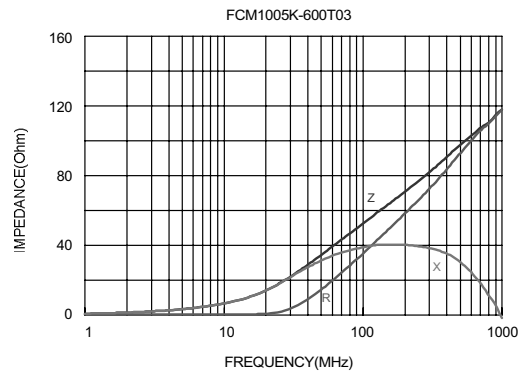
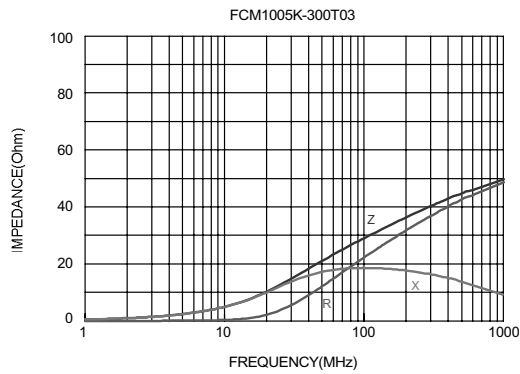
- All the data listed in this catalogue are for reference only,TAI-TECH reserves the right to alter or revise the specifications without prior notification.

■ **FCM1005 Series**



Part Number	Impedance (Ohm)	Test Frequency (MHz)	Rated Current (mA) max.	DCR (Ohm) max.
FCM1005K-300T03	30 ± 25%	100	300	0.20
FCM1005K-600T03	60 ± 25%	100	300	0.25
FCM1005K-121T01	120 ± 25%	100	100	0.30
FCM1005K-151T01	150 ± 25%	100	100	0.30
FCM1005K-221T01	220 ± 25%	100	100	0.40
FCM1005K-301T01	300 ± 25%	100	100	0.50
FCM1005K-471T01	470 ± 25%	100	100	0.65
FCM1005K-601T00	600 ± 25%	100	80	0.80
FCM1005M-600T01	60 ± 25%	100	100	0.30
FCM1005M-121T00	120 ± 25%	100	80	0.45
FCM1005M-221T00	220 ± 25%	100	50	0.60
FCM1005M-301T00	300 ± 25%	100	50	0.75

■ **Typical Impedance v.s. Frequency Curve**



● All the data listed in this catalogue are for reference only,TAI-TECH reserves the right to alter or revise the specifications without prior notification.

■ Typical Impedance v.s. Frequency Curve

