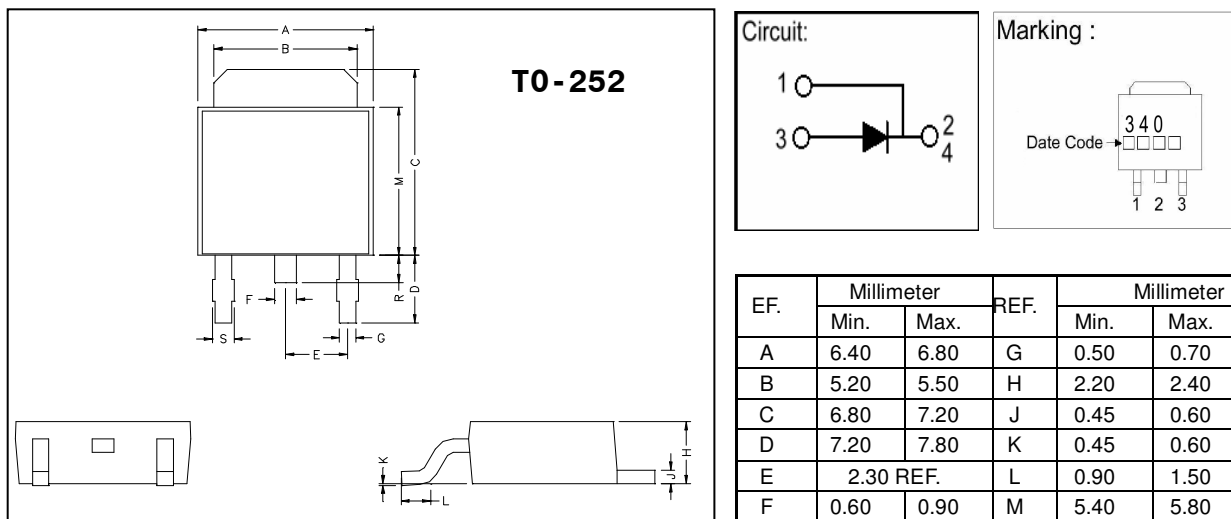


## GB340

### Description

The GB340 is designed for Low Voltage, High Frequency Inverter, Free Wheeling, and Polarity Protection Application.

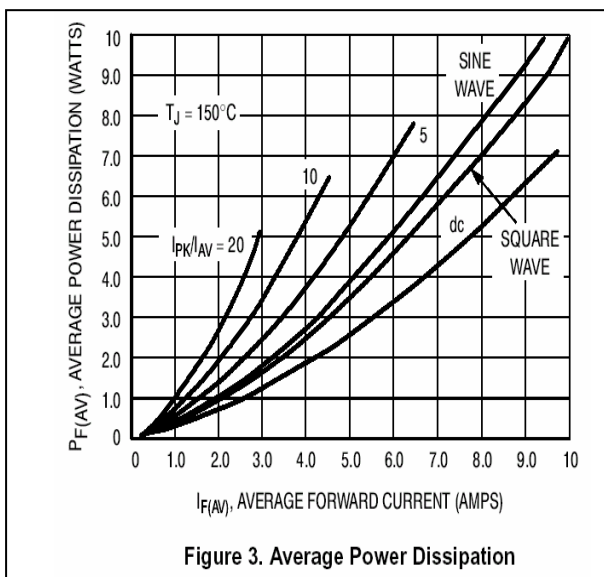
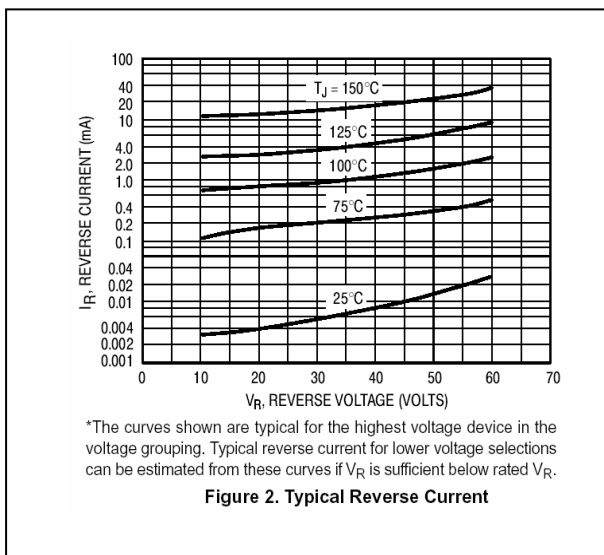
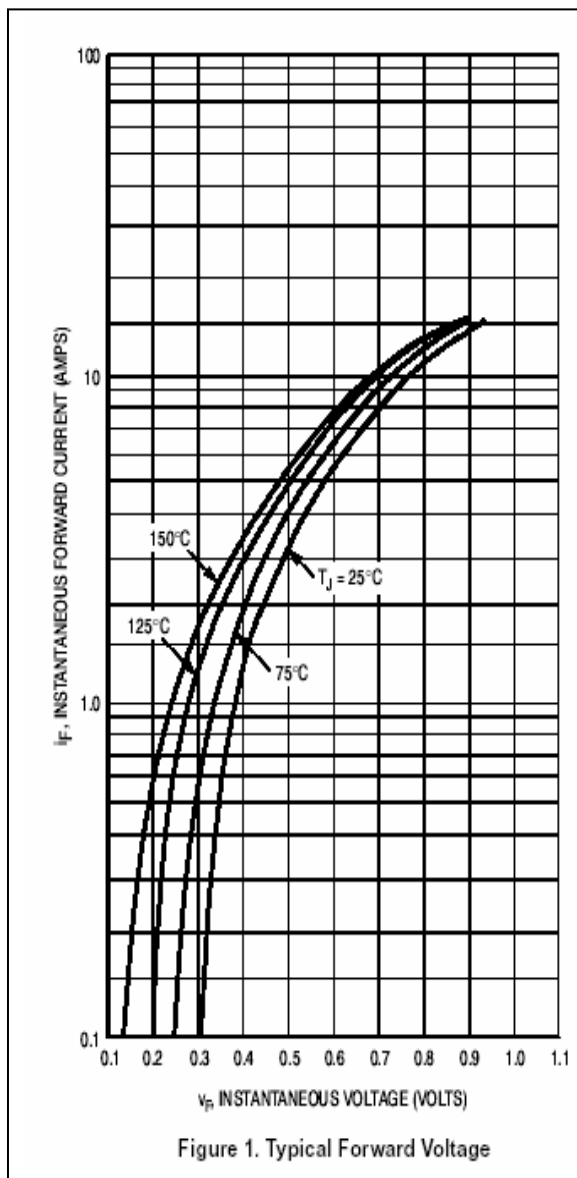
### Package Dimensions

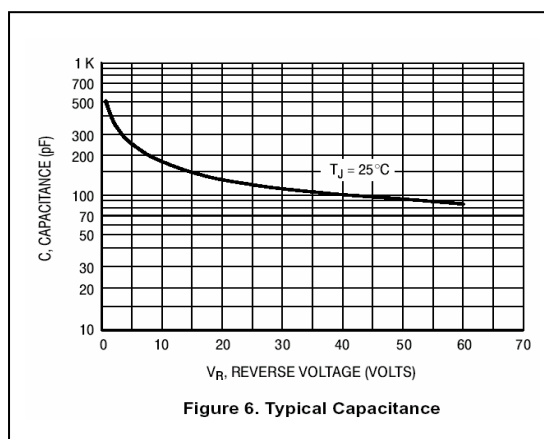
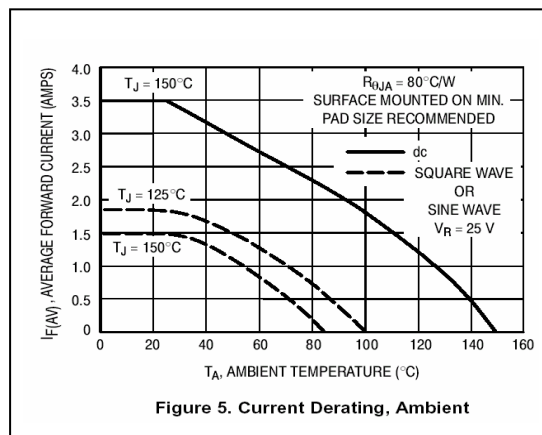
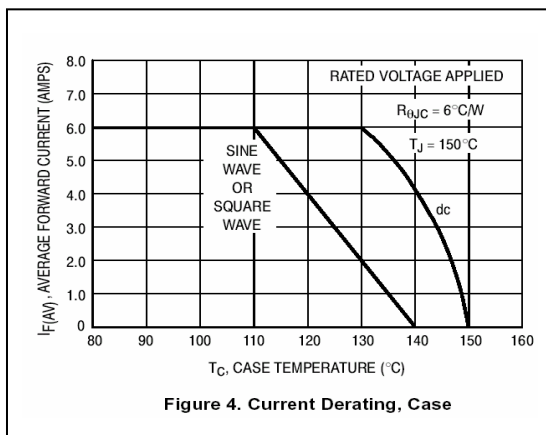


### Absolute Maximum Ratings

Parameter	Symbol	Ratings	Unit
Junction Temperature	$T_j$	-40~+125	°C
Storage Temperature	$T_{stg}$	-40~+125	°C
Typical Thermal Resistance Junction to Case	$R_{\theta JC}$	6	°C/W
Typical Thermal Resistance Junction to Ambient	$C_j$	189	pF
Reverse Leakage Current @ $T_j = 25\text{ °C}$ $V_R=40V$	$I_{RM}$	0.3	mA
Reverse Leakage Current @ $T_j = 125\text{ °C}$ $V_R=40V$		20	mA
Forward Voltage Drop @ $I_F = 3.0A$ , $T_j = 25\text{ °C}$	$V_{FM}$	0.55	V
Forward Voltage Drop @ $I_F = 3.0A$ , $T_j = 125\text{ °C}$		0.49	V
Non-Repetitive Peak Forward Surge Current 5us Single half Sine-wave superimposed on rated load	$I_{FSM}$	490	A
Non-Repetitive Peak Forward Surge Current 10ms Single half Sine-wave superimposed on rated load		75	
Rectangular waveform	$I_F$	3.0	A
DC Reverse Voltage	$V_{R(RMS)}$	40	V
Working Peak Reverse Voltage	$V_{RWM}$		V

## Characteristics Curve





#### Important Notice:

- All rights are reserved. Reproduction in whole or in part is prohibited without the prior written approval of GTM.
- GTM reserves the right to make changes to its products without notice.
- GTM semiconductor products are not warranted to be suitable for use in life-support Applications, or systems.
- GTM assumes no liability for any consequence of customer product design, infringement of patents, or application assistance.

#### Head Office And Factory:

- **Taiwan:** No. 17-1 Tatung Rd. Fu Kou Hsin-Chu Industrial Park, Hsin-Chu, Taiwan, R. O. C.  
TEL : 886-3-597-7061 FAX : 886-3-597-9220, 597-0785
- **China:** (201203) No.255, Jang-Jiang Tsai-Lueng RD., Pu-Dung-Hsin District, Shang-Hai City, China  
TEL : 86-21-58953551 FAX : 86-21-38950165