

**KEY FEATURES**

- Power Modules for PCB Mounting
- Fully Encapsulated Aluminum Case
- Regulated Output
- Low Ripple and Noise
- 2-Year Product Warranty


**ELECTRICAL SPECIFICATIONS**

Model No.	DH 12-5S	DH 12-12S	DH 12-15S	DH 12-24S	DH 12-5D	DH 12-12D	DH 12-15D	DH 12-5S12D	DH 12-5S15D
Max. output wattage (W)	15W	15W	15W	15W	15W	15W	15W	15W	15W
Input voltage (V.DC.)	12V (9-18V)	12V (9-18V)	12V (9-18V)	12V (9-18V)	12V (9-18V)	12V (9-18V)	12V (9-18V)	12V (9-18V)	12V (9-18V)
Output voltage (V.DC.)	5V /3000mA	12V /1200mA	15V /1000mA	24V /630mA	±5V /±1500mA	±12V /±600mA	±15V /±500mA	5±12V 1500±200mA	5±15V 1500±150mA

Model No.	DH 24-5S	DH 24-12S	DH 24-15S	DH 24-24S	DH 24-5D	DH 24-12D	DH 24-15D	DH 24-5S12D	DH 24-5S15D
Max. output wattage (W)	15W	15W	15W	15W	15W	15W	15W	15W	15W
Input voltage (V.DC.)	24V (18-36V)	12V (18-36V)	24V (18-36V)	24V (18-36V)	24V (18-36V)	24V (18-36V)	24V (18-36V)	24V (18-36V)	24V (18-36V)
Output voltage (V.DC.)	5V /3000mA	12V /1200mA	15V /1000mA	24V /630mA	±5V /±1500mA	±12V /±600mA	±15V /±500mA	5±12V 1500±200mA	5±15V 1500±150mA

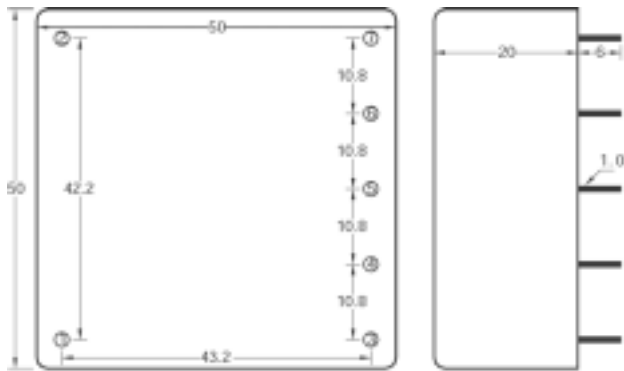
Model No.	DH 48-5S	DH 48-12S	DH 48-15S	DH 48-24S	DH 48-5D	DH 48-12D	DH 48-15D	DH 48-5S12D	DH 48-5S15D
Max. output wattage (W)	15W	15W	15W	15W	15W	15W	15W	15W	15W
Input voltage (V.DC.)	48V (36-72V)	48V (36-72V)	48V (36-72V)	48V (36-72V)	48V (36-72V)	48V (36-72V)	48V (36-72V)	48V (36-72V)	48V (36-72V)
Output voltage (V.DC.)	5V /3000mA	12V /1200mA	15V /1000mA	24V /630mA	±5V /±1500mA	±12V /±600mA	±15V /±500mA	5±12V 1500±200mA	5±15V 1500±150mA

Model No.	DH 40-5S
Max. output wattage (W)	15W
Input voltage (V.DC.)	40V (20-60V)
Output voltage (V.DC.)	5V /3000mA

Model No.	DH 12-5S DH 24-5S DH 48-5S DH 40-5S	DH 12-12S DH 24-12S DH 48-12S	DH 12-15S DH 24-15S DH 48-15S	DH 12-24S DH 24-24S DH 48-24S	DH 12-5D DH 24-5D DH 48-5D	DH 12-12D DH 24-12D DH 48-12D	DH 12-15D DH 24-15D DH 48-15D	DH 12-5S12D DH 24-5S12D DH 48-5S12D	DH 12-5S15D DH 24-5S15D DH 48-5S15D	
Max output wattage (W)	15W	15W	15W	15W	15W	15W	15W	15W	15W	
Input	Input filter $\pi$ type									
Output	Voltage (V.DC.)	5	12	15	24	±5	±12	±15	5/±12	5/±15
	Voltage accuracy	±2%	±2%	±2%	±2%	±2%	±2%	±2%	±2%	±2%
	Current (mA) max	3000	1200	1000	630	±1500	±600	±500	1500 / ±200	1500 / ±150
	Line regulation (HL-LL) (typ.)	±0.5%	±0.5%	±0.5%	±0.5%	±0.5%	±0.5%	±0.5%	±1% / ±5%	±1% / ±5%
	Load regulation (10-100%) (typ.)	±1%	±1%	±1%	±1%	±5%	±5%	±5%	±1% / ±5%	±1% / ±5%
	Ripple	<0.2% Vout +50mV max (Vp-p)								
	Noise	<0.5% Vout +50mV max (Vp-p)								
	Efficiency	78%	78%	79%	81%	75%	78%	79%	75%	75%
Switching frequency	160KHz	160KHz	160KHz	160KHz	160KHz	160KHz	160KHz	160KHz	160KHz	
Protection	Over current protection	Works over 120% of rating and recovers automatically.								
	Short circuit protection	Current limit, auto-recovery								
Isolation	Voltage 1600 VDC.									
Environment	Operating temperature	-25°C...+71°C								
	Storage temperature	-55°C...+105°C								
	Case temperature	+95°C max.								
	Temperature coefficient	±0.02% Per°C								
	Humidity	95% RH								
Physical	MTBF	>350,000 h @ 25°C (MIL-HDBK-217F)								
	Dimension (L x W x H)	2.0 x 2.0 x 0.8 Inches (50.0 x 50.0x 20.0 mm)								
	Case Material	Six-side shielded Aluminum with Non-Conductive base								
	Weight	100 g								
Cooling method	Free-air convection									

All specifications valid at nominal input voltage, full load and +25°C after warm-up time unless otherwise stated.

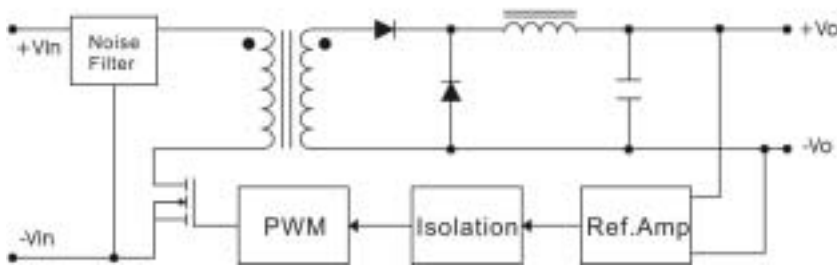
**MECHANICAL DIMENSION (Top View)**



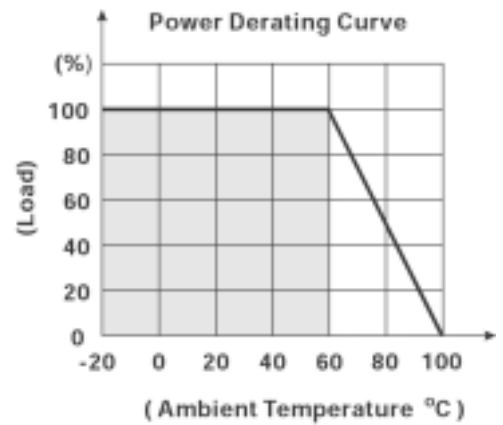
PIN#	Single	Dual	Triple
1	+DC IN	+DC IN	+DC IN
2	-DC IN	-DC IN	-DC IN
3	+DC OUT	+DC OUT	+5V OUT
4	NO PIN	NO PIN	+5V G
5	DO NOT CONNECT	COMMON	+DC OUT
6	NO PIN	NO PIN	COMMON
7	-DC OUT	-DC OUT	-DC OUT

**BLOCK DIAGRAM**

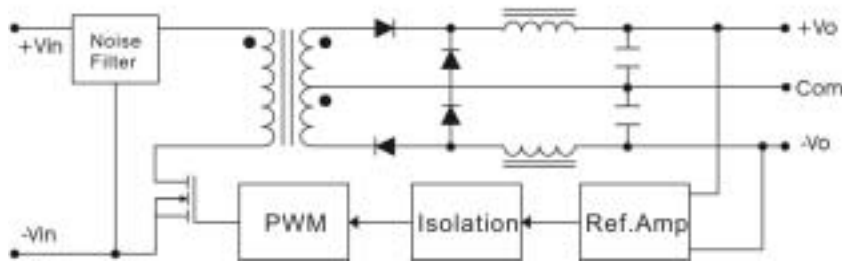
**Single Output**



**DERATING**



**Dual Output**



**Triple Output**

