TERMINATIONS
TYPE N

DC - 18 GHz
5 Watts

MODELS: 3018–5W, 3018C–5W, 3033–5W, 3033C–5W

SPECIFICATIONS:

Electrical:

Frequency Range	DC - 18 GHz
VSWR	
DC - 8 GHz	1.15:1 Max.
8 - 12.4 GHz	1.20:1 Max.
12.4 - 18 GHz	1.30:1 Max.
Impedance	50 Ohms
Input Power	5 Watts Avg. @+25°C. (Derated Linearly to 1 Watt @ +125°C)
Peak Power	2.5 kW Max. (5uSec Pulse, .05% Duty Cycle)
Temperature Coefficient	±250 ppm/°C
Operating Temp Range	-65°C to +125°C

Mechanical:

Type N Connectors (Mates with MIL–STD–348)	Nickel Plated Brass
Conductors	Silver Plated Beryllium Copper
Bead Chain	Passivated Stainless Steel

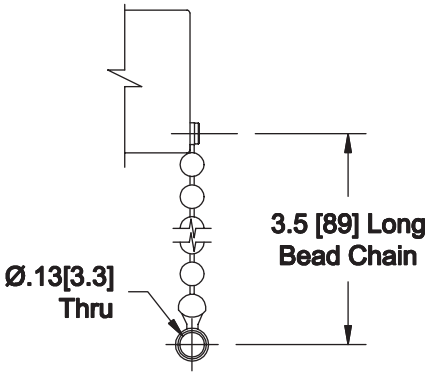

CHAIN DETAIL

Model Numbers: 3018-5W
Type N Male Connector

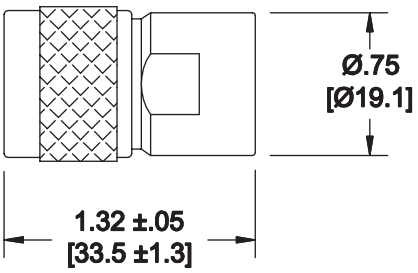

Model Numbers: 3033-5W
Type N Female Connector

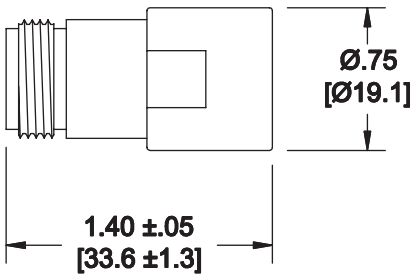

HOW TO ORDER:

Model Number: 30XXY-5W

Base Model Number
3018 = Male
3033 = Female

Style
= No Chain
C = Chain Included

Ordering Examples:

Model Number: 3018C-5W
DC - 18 GHz; Type N Male; Chain Included

Model Number: 3033-5W
DC - 18 GHz; Type N Female; No Chain

Model Number: 3018-5W
DC - 18 GHz; Type N Male; No Chain

Note: Dimensions in Brackets are Expressed in Millimeters and are for Reference Only.
Units which operate over a specific wave band and/or offer very low return loss (VSWR) are available.

3018-5W; REV D

300 DINO DRIVE • ANN ARBOR, MI 48103-9457 • U.S.A. • TELEPHONE 888-244-6638 OR 734-426-5553 • FAX 734-426-5557
WEBSITE: www.inmetcorp.com • E-Mail: sales@inmetcorp.com