



Micro Commercial Components

Micro Commercial Components
20736 Marilla Street Chatsworth
CA 91311
Phone: (818) 701-4933
Fax: (818) 701-4939

BC327-16/25/40
BC328-16/25/40

Features

- Capable of 0.625Watts of Power Dissipation.
- Collector-current : -0.8A
- Collector-base Voltage : $V_{CBO}=-50V(BC327)$, $V_{CBO}=-30V(BC328)$
- Case Material: Molded Plastic. UL Flammability Classification Rating 94V-0 and MSL rating 1
- Lead Free Finish/Rohs Compliant ("P" Suffix designates Compliant. See ordering information)

Maximum Ratings

- Operating temperature : -55°C to +150°C
- Storage temperature : -55°C to +150°C

Electrical Characteristics @ 25°C Unless Otherwise Specified

Symbol	Parameter	Min	Max	Units
--------	-----------	-----	-----	-------

OFF CHARACTERISTICS

$V_{(BR)CEO}$	Collector-Emitter Breakdown Voltage ($I_C=-10mA, I_B=0$)	BC327 -45 BC328 -25	---	Vdc
$V_{(BR)CBO}$	Collector-Base Breakdown Voltage ($I_C=-100\mu A, I_E=0$)	BC327 -50 BC328 -30	---	Vdc
$V_{(BR)EBO}$	Collector-Emitter Breakdown Voltage ($I_E=-10\mu A, I_C=0$)		---	Vdc
I_{CBO}	Collector Cutoff Current ($V_{CB}=-45V, I_E=0$) ($V_{CB}=-25V, I_E=0$)	BC327 --- BC328 ---	-0.1 -0.1	μA
I_{CEO}	Collector Cutoff Current ($V_{CE}=-40V, I_B=0$) ($V_{CE}=-20V, I_B=0$)	BC327 --- BC328 ---	-0.2 -0.2	μA
I_{EBO}	Emitter Cutoff Current ($V_{EB}=-4.0V, I_C=0$)		-0.1	μA

ON CHARACTERISTICS

$h_{FE(1)}$	DC Current Gain ($I_C=100mA, V_{CE}=-1.0V$)	100	630	---
$h_{FE(2)}$	DC Current Gain ($I_C=300mA, V_{CE}=-1.0V$)	40	---	---
$V_{CE(sat)}$	Collector-Emitter Saturation Voltage ($I_C=500mA, I_B=50mA$)	---	-0.7	Vdc
$V_{BE(sat)}$	Base-Emitter Saturation Voltage ($I_C=500mA, I_B=50mA$)	---	-1.2	Vdc

SMALL SIGNAL CHARACTERISTICS

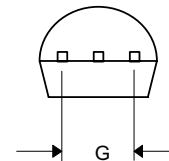
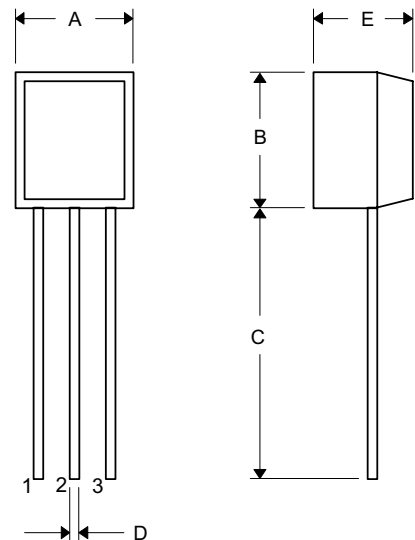
f_T	Current-Gain-Bandwidth Product ($V_{CE}=5.0V, f=100MHz, I_C=10mA$)	260	---	MHz
-------	---	-----	-----	-----

hFE CLASSIFICATION

Classification	16	25	40
$h_{FE(1)}$	100~250	160~400	250~630
Marking Code	A 011	B 001	C 001

PNP
Plastic-Encapsulate
Transistors

TO-92

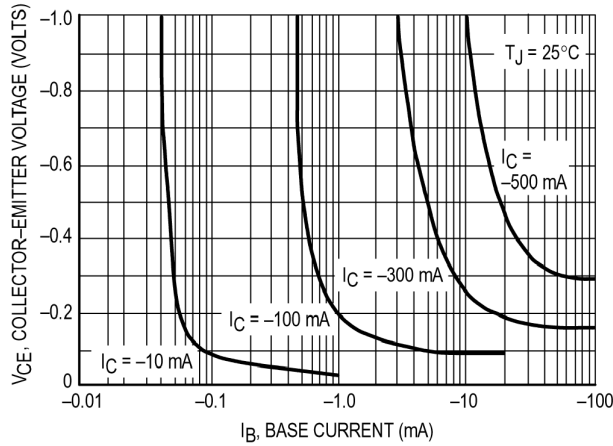


- 1.COLLECTOR
- 2.BASE
- 3.EMITTER

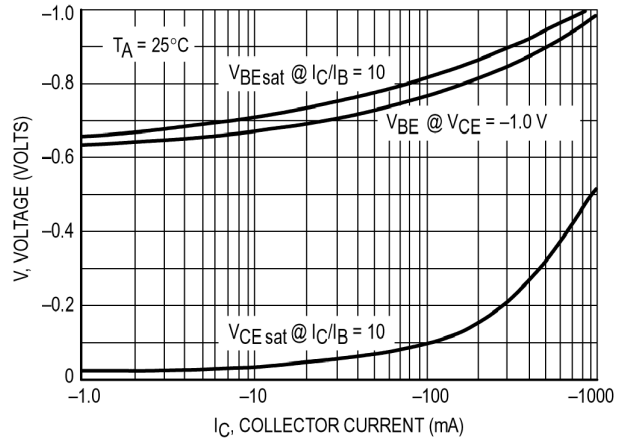
DIM	DIMENSIONS				NOTE
	INCHES		MM		
A	.170	.190	4.33	4.83	
B	.170	.190	4.30	4.83	
C	.550	.590	13.97	14.97	
D	.010	.020	0.36	0.56	
E	.130	.160	3.30	3.96	
G	.010	.104	2.44	2.64	

Typical Characteristics

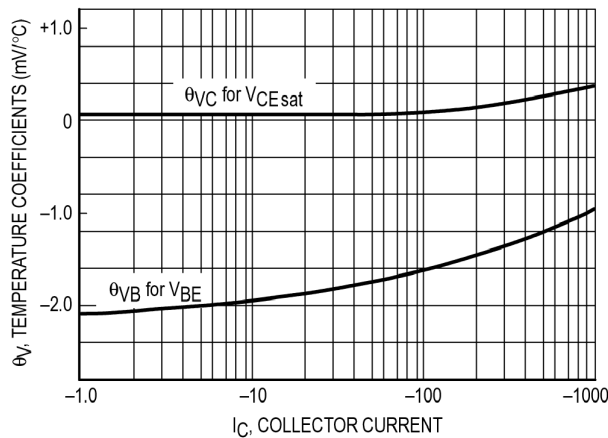
BC327



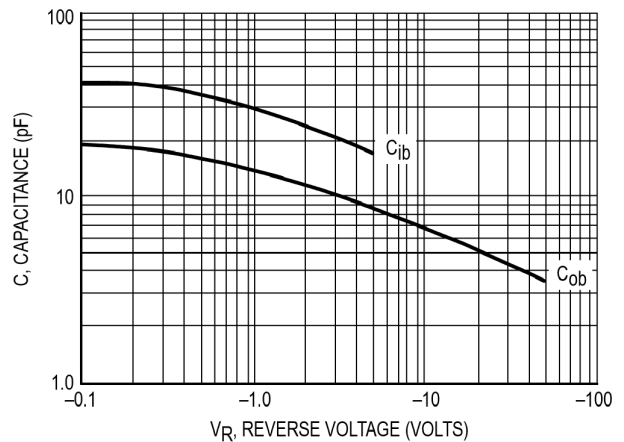
Saturation Region




"On" Voltages



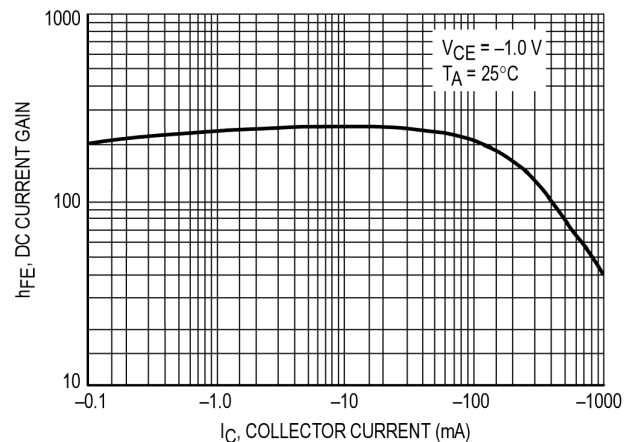
Temperature Coefficients



Capacitances



Active Region — Safe Operating Area



DC Current Gain



Micro Commercial Components

Ordering Information

Device	Packing
(Part Number)-AP	Ammo Packing;2Kpcs/AmmoBox
(Part Number)-BP	Bulk;1Kpcs/Bag

IMPORTANT NOTICE

Micro Commercial Components Corp. reserves the right to make changes without further notice to any product herein to make corrections, modifications, enhancements, improvements, or other changes. *Micro Commercial Components Corp.* does not assume any liability arising out of the application or use of any product described herein; neither does it convey any license under its patent rights, nor the rights of others. The user of products in such applications shall assume all risks of such use and will agree to hold *Micro Commercial Components Corp.* and all the companies whose products are represented on our website, harmless against all damages.

APPLICATIONS DISCLAIMER

Products offer by *Micro Commercial Components Corp.* are not intended for use in Medical, Aerospace or Military Applications.

www.mccsemi.com