

# DIAMOND

## Fiber Optic Components

**FIXED IN LINE  
ATTENUATOR**

**SINGLE MODE  
OAF-PATCH**

**TERMINATED  
WITH CONNECTORS  
OF YOUR CHOICE**

### Specifications

	Single Mode					Single Mode 8° HRL					Unit
Fiber	9/125					9/125					μm
Wavelength	1310/1550					1310/1550					nm
Nominal attenuation	2	4	5	6	10	15	20	25	30		dB
Tolerance*	±0.5	±0.5	±0.5	±0.5	±1	±1.5	±2	±2.5	±2.5		dB
Repeatability	< 0.5 over service life										dB
Return loss	> 45					> 70					dB
Temperature range	-20/+60										°C

\* Values measured using 1310 or 1550 nm LED source. Other attenuations on request.  
The excess attenuation due to the 2 connections may be as high as 0.5 dB max.

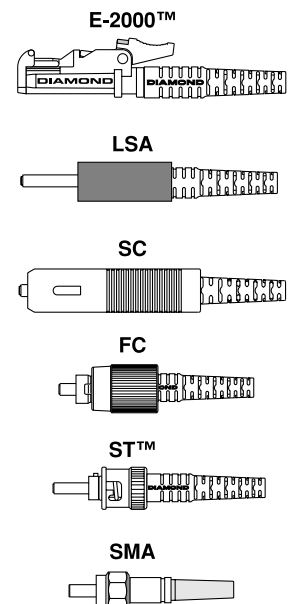
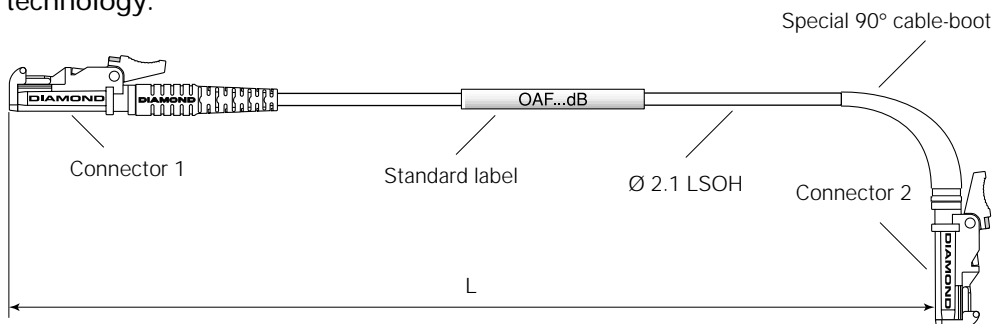


### Description

The OAF-PATCH range of DIAMOND is a products-family of wavelength independent fixed attenuation-patchcords suitable for each connector system type. Offering a large choice of nominal attenuation (2 to 30 dB), the patchcord technology is the right one for applications in restricted places which need precise power level, simplifying cabling and allowing the right attenuation with all connector types.

### Use

Passive optical networks, test arrangements, measuring instruments, sensor technology.

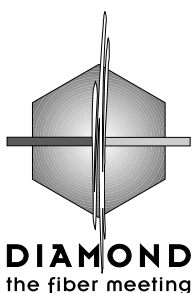


### Design

The patchcord design is based on following components:

PC or APC Connectors (1 and 2):    E-2000™    or  
    LSA            or  
    SC            or  
    FC            or  
    ST™        or  
    SMA

Cable LSOH Ø 2.1 mm available in three standard lengths: 1, 2 or 3 meters.



DIAMOND SA  
 Via dei Patrizi 5  
 CH-6616 LOSONE  
 Tel. ++41-91/785 45 45  
 Fax ++41-91/785 45 00  
 e-mail: diamond@diamond-fo.com

*Specifications subject to change  
without notice*

002-037-207P001060

# ORDER INFORMATIONS (could be used as reply fax)

## Standard

	PC 0°	APC 8°
E-2000™	<input type="checkbox"/> 300 - 300 A 0xx L 00y	<input type="checkbox"/> 302 - 302 A 0xx L 00y
LSA	<input type="checkbox"/> 104 - 104 A 0xx L 00y	<input type="checkbox"/> 117 - 117 A 0xx L 00y
SC	<input type="checkbox"/> 153 - 153 A 0xx L 00y	<input type="checkbox"/> 155 - 155 A 0xx L 00y
FC	<input type="checkbox"/> 179 - 179 A 0xx L 00y	<input type="checkbox"/> 181 - 181 A 0xx L 00y
ST	<input type="checkbox"/> 208 - 208 A 0xx L 00y	
SMA Ø 2,5	<input type="checkbox"/> 242 - 242 A 0xx L 00y	

### ATTENUATION (xx)

- |                                |                                |                                |
|--------------------------------|--------------------------------|--------------------------------|
| <input type="checkbox"/> 02 dB | <input type="checkbox"/> 06 dB | <input type="checkbox"/> 20 dB |
| <input type="checkbox"/> 04 dB | <input type="checkbox"/> 10 dB | <input type="checkbox"/> 25 dB |
| <input type="checkbox"/> 05 dB | <input type="checkbox"/> 15 dB | <input type="checkbox"/> 30 dB |

### CABLE LENGTH (y)

- |                              |                              |                              |
|------------------------------|------------------------------|------------------------------|
| <input type="checkbox"/> 1 m | <input type="checkbox"/> 2 m | <input type="checkbox"/> 3 m |
|------------------------------|------------------------------|------------------------------|

### CABLE BOOT

- |                                   |                                     |
|-----------------------------------|-------------------------------------|
| <input type="checkbox"/> standard | <input type="checkbox"/> 90° angled |
|-----------------------------------|-------------------------------------|

Your address:

## Special version

### CONNECTOR 1

- |                                    |  |                                     |                              |
|------------------------------------|--|-------------------------------------|------------------------------|
| <input type="checkbox"/> E-2000™   | <input type="checkbox"/> standard          | color: _____<br>No.: _____          | <input type="checkbox"/> PC  |
|                                    | <input type="checkbox"/> color coding      |                                     | <input type="checkbox"/> APC |
|                                    | <input type="checkbox"/> mechanical keying |                                     |                              |
| <input type="checkbox"/> LSA       | <input type="checkbox"/> FC                |                                     |                              |
| <input type="checkbox"/> SC        | <input type="checkbox"/> ST                |                                     |                              |
| <input type="checkbox"/> SMA Ø 2,5 |  |                                     |                              |
| CABLE BOOT:                        | <input type="checkbox"/> standard          | <input type="checkbox"/> 90° angled |                              |

### CONNECTOR 2

- |                                    |  |                                     |                              |
|------------------------------------|--|-------------------------------------|------------------------------|
| <input type="checkbox"/> E-2000™   | <input type="checkbox"/> standard          | color: _____<br>No.: _____          | <input type="checkbox"/> PC  |
|                                    | <input type="checkbox"/> color coding      |                                     | <input type="checkbox"/> APC |
|                                    | <input type="checkbox"/> mechanical keying |                                     |                              |
| <input type="checkbox"/> LSA       | <input type="checkbox"/> FC                |                                     |                              |
| <input type="checkbox"/> SC        | <input type="checkbox"/> ST                |                                     |                              |
| <input type="checkbox"/> SMA Ø 2,5 |  |                                     |                              |
| CABLE BOOT:                        | <input type="checkbox"/> standard          | <input type="checkbox"/> 90° angled |                              |

### ATTENUATION

- A: \_\_\_\_\_ [dB]

### CABLE LENGTH (Max 6 m/Tolerance: ± 15%)

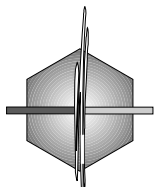
- L: \_\_\_\_\_ [m]

Notes:

## Order

Product. Nr. \_\_\_\_\_ Quantity (pcs.) \_\_\_\_\_ Delivery-date \_\_\_\_\_

## PLEASE REPLY TO :



**DIAMOND**  
the fiber meeting

DIAMOND SA  
Via dei Patrizi 5  
CH-6616 LOSONE  
Tel. ++41-91/785 45 45  
Fax ++41-91/785 45 00  
e-mail: diamond@diamond-fo.com

your local contact