

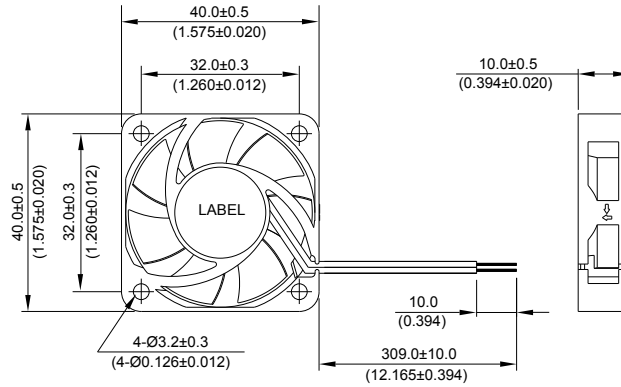
New



- * Bearing Type
Sleeve Bearing
- * Material
Impeller & Frame : Plactic (UL 94V-0)
- * Lead Wires :
UL 1007 AWG #28 OR Equivalent
Red Wire Positive (+)
Black Wire Negative(-)
- * Weight : 13.5g (0.49 OZ)
- * Rib Type Only

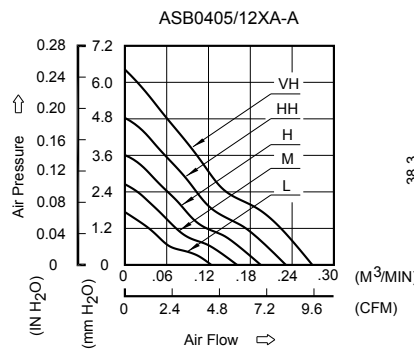
ASB 40 x 40 x 10 MM SERIES

■ DIMENSIONS DRAWING

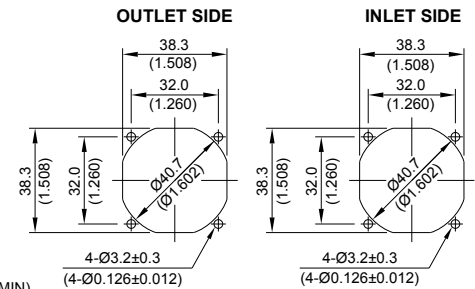


UNIT: $\frac{\text{mm}}{\text{INCH}}$

■ P & Q CURVE (AT RATED VOLTAGE)



■ MOUNTING PANEL CUTOUT



UNIT: $\frac{\text{mm}}{\text{INCH}}$

MODEL			Rated Voltage	Operating Voltage Range	Rated Current	Rated Input Power	Speed	Maximum Air Flow		Maximum Air Pressure		Noise
PART NO.	REV.	FUNCTION	VDC	VDC	Amp	Watt	R.P.M.	m ³ /min	CFM	mmH ₂ O	IN H ₂ O	dB-A
ASB0405LA	-A	-R00 / -F00	5	4.0 to 5.5	0.05	0.25	4000	0.124	4.39	1.74	0.068	15.0
ASB0412LA	-A	-R00 / -F00	12	9.0 to 13.8	0.03	0.36						
ASB0405MA	-A	-R00 / -F00	5	4.5 to 5.5	0.07	0.35	5000	0.161	5.68	2.65	0.104	20.5
ASB0412MA	-A	-R00 / -F00	12	7.0 to 13.8	0.04	0.48						
ASB0405HA	-A	-R00 / -F00	5	4.5 to 5.5	0.10	0.50	6000	0.195	6.90	3.60	0.140	26.0
ASB0412HA	-A	-R00 / -F00	12	7.0 to 13.8	0.05	0.60						
ASB0405HHA	-A	-R00 / -F00	5	4.5 to 5.5	0.13	0.65	7000	0.231	8.15	4.83	0.190	29.5
ASB0412HHA	-A	-R00 / -F00	12	7.0 to 13.8	0.06	0.72						
ASB0405VHA	-A	-R00 / -F00	5	4.5 to 5.5	0.16	0.80	8000	0.269	9.51	6.42	0.253	32.5
ASB0412VHA	-A	-R00 / -F00	12	7.0 to 13.8	0.08	0.96						

- * Function type is optional.
- * The max. air flow and the speed are measured in free air ; max. air pressure is measured at zero air flow.
- * Noise is measured in anechoic chamber in free air, one meter from intake side.
- * All readings are typical values at rated voltage.
- * Specifications are subject to change without notice.