

**MICROWAVE LOW NOISE AMPLIFIER
NPN SILICON EPITAXIAL TRANSISTOR
(WITH BUILT-IN 2 ELEMENTS) SUPER MINI MOLD**

FEATURES

- Low Noise
NF = 1.3 dB TYP. @V_{CE} = 2 V, I_c = 3 mA, f = 2 GHz
NF = 1.3 dB TYP. @V_{CE} = 1 V, I_c = 3 mA, f = 2 GHz
- A Super Mini Mold Package Adopted
- Built-in 2 Transistors (2 × 2SC5184)

ORDERING INFORMATION

PART NUMBER	QUANTITY	PACKING STYLE
μPA808T	Loose products (50 PCS)	Embossed tape 8 mm wide. Pin 6 (Q1 Base), Pin 5 (Q2 Base), Pin 4 (Q2 Emitter) face to perforation side of the tape.
μPA808T-T1	Taping products (3 KPCS/Reel)	

Remark If you require an evaluation sample, please contact an NEC Sales Representative. (Unit sample quantity is 50 pcs.)

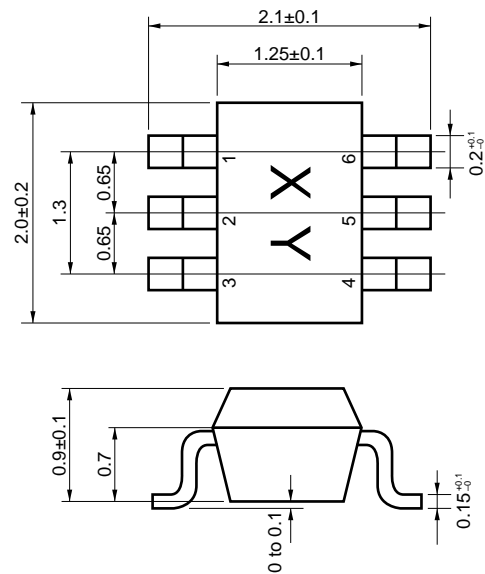
ABSOLUTE MAXIMUM RATINGS (T_A = 25 °C)

PARAMETER	SYMBOL	RATING	UNIT
Collector to Base Voltage	V _{CBO}	5	V
Collector to Emitter Voltage	V _{CEO}	3	V
Emitter to Base Voltage	V _{EBO}	2	V
Collector Current	I _c	30	mA
Total Power Dissipation	P _T	90 in 1 element 180 in 2 elements ^{Note}	mW
Junction Temperature	T _j	150	°C
Storage Temperature	T _{stg}	-65 to +150	°C

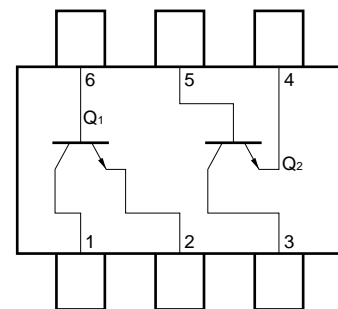
Note 110 mW must not be exceeded in 1 element.

PACKAGE DRAWINGS

(Unit: mm)



PIN CONFIGURATION (Top View)



PIN CONNECTIONS

1. Collector (Q1)
2. Emitter (Q1)
3. Collector (Q2)
4. Emitter (Q2)
5. Base (Q2)
6. Base (Q1)

This device uses radio frequency technology. Take due precautions to protect it from excessive input levels such as static electricity.

ELECTRICAL CHARACTERISTICS (T_A = 25 °C)

PARAMETER	SYMBOL	CONDITION	MIN.	TYP.	MAX.	UNIT
Collector Cutoff Current	I _{CB0}	V _{CB} = 5 V, I _E = 0			0.1	μA
Emitter Cutoff Current	I _{EB0}	V _{EB} = 1 V, I _C = 0			0.1	μA
DC Current Gain	h _{FE}	V _{CE} = 2 V, I _C = 20 mA Note 1	70		140	
Gain Bandwidth Product (1)	f _T	V _{CE} = 2 V, I _C = 20 mA, f = 2 GHz	9	11		GHz
Gain Bandwidth Product (2)	f _T	V _{CE} = 1 V, I _C = 10 mA, f = 2 GHz	7	9		GHz
Feed-back Capacitance	C _{re}	V _{CB} = 2 V, I _E = 0, f = 1 MHz Note 2		0.4	0.8	pF
Insertion Power Gain (1)	S _{21e} ²	V _{CE} = 2 V, I _C = 20 mA, f = 2 GHz	7	8.5		dB
Insertion Power Gain (2)	S _{21e} ²	V _{CE} = 1 V, I _C = 10 mA, f = 2 GHz	6	7.5		dB
Noise Figure (1)	NF	V _{CE} = 2 V, I _C = 3 mA, f = 2 GHz		1.3	2	dB
Noise Figure (2)	NF	V _{CE} = 1 V, I _C = 3 mA, f = 2 GHz		1.3	2	dB
h _{FE} Ratio	h _{FE1} /h _{FE2}	V _{CE} = 2 V, I _C = 20 mA A smaller value among h _{FE} of h _{FE1} = Q1, Q2 A larger value among h _{FE} of h _{FE2} = Q1, Q2	0.85			

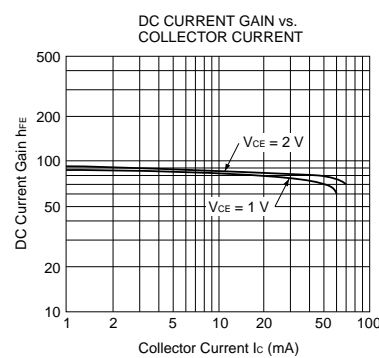
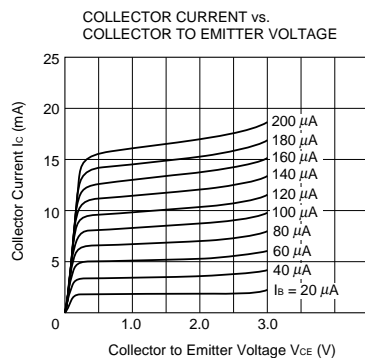
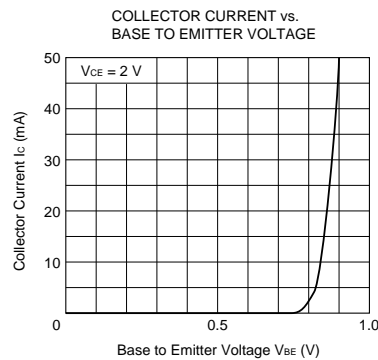
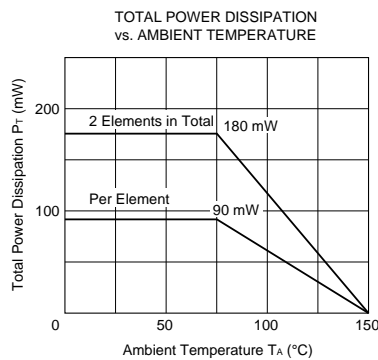
Notes 1. Pulse Measurement: P_w ≤ 350 μs, Duty cycle ≤ 2 %

2. Measured with 3-pin bridge, emitter and case should be connected to guard pin of bridge.

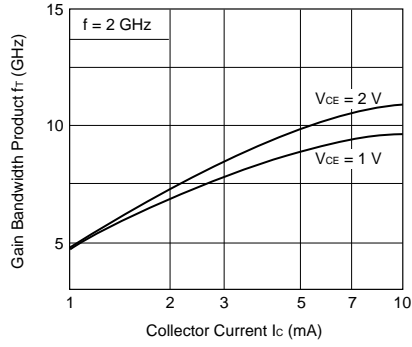
h_{FE} CLASSIFICATION

Rank	KB
Marking	T86
h _{FE} Value	70 to 140

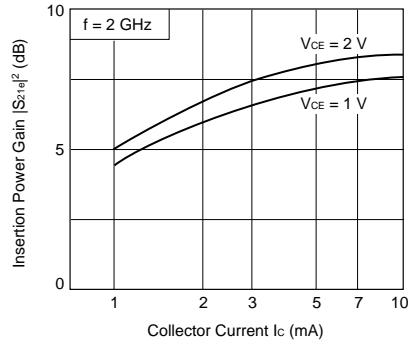
TYPICAL CHARACTERISTICS (T_A = 25 °C)



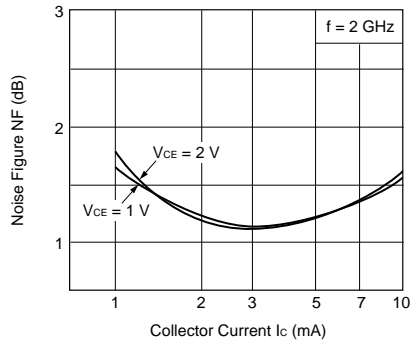
GAIN BANDWIDTH PRODUCT vs. COLLECTOR CURRENT



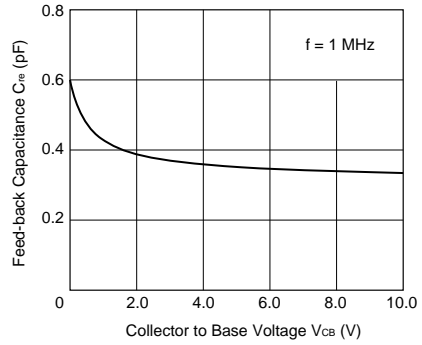
INSERTION GAIN vs. COLLECTOR CURRENT



NOISE FIGURE vs. COLLECTOR CURRENT



FEED-BACK CAPACITANCE vs. COLLECTOR TO BASE VOLTAGE



S-PARAMETERS

V_{CE} = 1 V, I_c = 1 mA, Z_o = 50 Ω

FREQUENCY		S11		S21		S12		S22	
MHz	MAG	ANG	MAG	ANG	MAG	ANG	MAG	ANG	
100.0000	0.974	-6.9	2.031	170.7	0.029	84.1	0.993	-5.5	
200.0000	0.971	-14.0	1.953	162.5	0.057	78.0	0.982	-10.9	
300.0000	0.956	-20.5	1.928	154.8	0.083	72.3	0.960	-15.5	
400.0000	0.926	-28.4	2.021	147.6	0.105	67.5	0.925	-20.7	
500.0000	0.902	-34.5	1.911	141.1	0.126	62.9	0.902	-24.9	
600.0000	0.861	-42.2	1.941	135.2	0.144	58.6	0.861	-28.6	
700.0000	0.829	-49.5	1.930	129.2	0.158	54.4	0.826	-32.6	
800.0000	0.793	-55.6	1.864	123.6	0.172	51.1	0.791	-35.6	
900.0000	0.753	-63.1	1.917	118.6	0.182	48.2	0.758	-38.5	
1000.0000	0.723	-68.8	1.839	114.1	0.191	45.7	0.731	-41.3	
1100.0000	0.691	-76.3	1.838	109.3	0.200	43.4	0.703	-43.4	
1200.0000	0.652	-82.9	1.833	104.4	0.204	41.6	0.675	-45.6	
1300.0000	0.628	-88.7	1.742	100.1	0.209	39.4	0.652	-47.9	
1400.0000	0.587	-95.8	1.756	95.7	0.213	38.4	0.629	-49.5	
1500.0000	0.565	-101.4	1.686	92.0	0.215	37.0	0.610	-51.6	
1600.0000	0.535	-107.4	1.654	88.1	0.217	36.0	0.591	-53.0	
1700.0000	0.508	-113.5	1.624	84.7	0.218	35.3	0.574	-54.6	
1800.0000	0.489	-118.6	1.565	81.2	0.220	35.0	0.559	-56.0	
1900.0000	0.471	-124.6	1.530	78.4	0.221	34.5	0.545	-57.4	
2000.0000	0.449	-130.5	1.509	75.2	0.222	34.6	0.532	-59.0	

V_{CE} = 1 V, I_c = 3 mA, Z_o = 50 Ω

FREQUENCY		S11		S21		S12		S22	
MHz	MAG	ANG	MAG	ANG	MAG	ANG	MAG	ANG	
100.0000	0.917	-11.2	5.682	164.5	0.027	81.0	0.966	-10.7	
200.0000	0.879	-22.2	5.447	154.3	0.052	72.7	0.914	-20.4	
300.0000	0.830	-31.8	5.165	144.7	0.072	66.6	0.845	-28.1	
400.0000	0.755	-44.2	5.205	136.0	0.087	61.7	0.764	-34.6	
500.0000	0.703	-52.5	4.838	129.3	0.101	58.1	0.705	-39.7	
600.0000	0.625	-63.5	4.684	122.1	0.111	55.8	0.639	-43.1	
700.0000	0.560	-73.9	4.522	115.3	0.121	54.2	0.587	-46.8	
800.0000	0.506	-81.8	4.219	109.8	0.129	53.3	0.543	-49.0	
900.0000	0.456	-90.8	4.031	104.7	0.137	52.9	0.508	-51.3	
1000.0000	0.411	-98.6	3.796	100.0	0.143	52.3	0.478	-52.9	
1100.0000	0.384	-105.7	3.574	95.9	0.152	51.9	0.451	-54.4	
1200.0000	0.346	-113.0	3.377	91.7	0.158	51.7	0.428	-55.6	
1300.0000	0.327	-119.7	3.166	88.4	0.165	51.6	0.408	-57.2	
1400.0000	0.303	-126.4	3.011	85.2	0.171	51.8	0.390	-58.2	
1500.0000	0.289	-132.4	2.850	82.4	0.179	51.9	0.375	-59.6	
1600.0000	0.273	-138.2	2.707	79.6	0.185	51.9	0.361	-60.2	
1700.0000	0.261	-144.4	2.588	77.1	0.193	51.9	0.348	-61.3	
1800.0000	0.252	-150.1	2.468	74.4	0.200	52.1	0.338	-62.4	
1900.0000	0.247	-156.0	2.364	72.2	0.207	52.4	0.329	-63.4	
2000.0000	0.242	-161.8	2.274	69.8	0.214	52.4	0.319	-64.8	

V_{CE} = 1 V, I_c = 7 mA, Z_o = 50 Ω

FREQUENCY	S11		S21		S12		S22	
	MHz	MAG	ANG	MAG	ANG	MAG	ANG	MAG
100.0000	0.784	-18.0	11.844	157.9	0.026	77.0	0.906	-18.0
200.0000	0.700	-36.7	10.881	143.4	0.045	68.8	0.784	-32.0
300.0000	0.606	-51.4	9.746	131.7	0.060	64.3	0.664	-40.8
400.0000	0.490	-68.6	9.052	121.0	0.070	62.4	0.563	-46.7
500.0000	0.412	-80.3	8.022	113.0	0.081	61.4	0.496	-50.2
600.0000	0.343	-92.6	7.101	106.5	0.091	61.2	0.436	-52.6
700.0000	0.299	-103.1	6.348	101.0	0.100	62.0	0.393	-54.8
800.0000	0.265	-111.9	5.687	96.8	0.110	62.1	0.359	-55.8
900.0000	0.243	-120.0	5.170	93.2	0.119	62.3	0.336	-57.4
1000.0000	0.222	-127.7	4.735	89.7	0.130	62.2	0.317	-58.1
1100.0000	0.213	-135.2	4.360	86.9	0.140	62.3	0.298	-59.3
1200.0000	0.198	-142.5	4.033	83.9	0.150	62.7	0.283	-59.8
1300.0000	0.193	-149.8	3.756	81.5	0.159	62.2	0.268	-61.4
1400.0000	0.184	-156.2	3.508	79.0	0.169	61.9	0.257	-62.2
1500.0000	0.183	-162.3	3.310	76.8	0.179	61.8	0.248	-63.3
1600.0000	0.178	-168.3	3.127	74.6	0.189	61.4	0.239	-63.8
1700.0000	0.177	-173.9	2.963	72.7	0.199	61.0	0.231	-65.1
1800.0000	0.176	-179.6	2.814	70.6	0.208	60.9	0.224	-66.2
1900.0000	0.180	175.3	2.686	68.6	0.217	60.3	0.218	-67.3
2000.0000	0.182	170.6	2.573	66.9	0.228	60.0	0.211	-68.8

V_{CE} = 1 V, I_c = 10 mA, Z_o = 50 Ω

FREQUENCY	S11		S21		S12		S22	
	MHz	MAG	ANG	MAG	ANG	MAG	ANG	MAG
100.0000	0.689	-24.5	14.893	153.4	0.024	76.0	0.865	-22.1
200.0000	0.583	-47.9	13.678	137.1	0.041	68.5	0.710	-37.1
300.0000	0.476	-65.2	11.837	124.5	0.054	65.2	0.579	-45.5
400.0000	0.372	-82.3	10.296	114.1	0.065	63.8	0.483	-50.8
500.0000	0.306	-94.2	8.800	106.9	0.076	65.2	0.421	-53.5
600.0000	0.259	-106.7	7.604	101.4	0.087	65.2	0.367	-55.4
700.0000	0.232	-117.0	6.695	96.9	0.098	65.5	0.331	-57.2
800.0000	0.211	-126.3	5.965	93.1	0.108	65.5	0.301	-58.0
900.0000	0.198	-134.5	5.386	90.1	0.118	65.6	0.282	-59.2
1000.0000	0.184	-142.3	4.901	87.1	0.128	66.0	0.265	-59.5
1100.0000	0.180	-149.3	4.500	84.5	0.140	65.8	0.251	-60.8
1200.0000	0.172	-156.7	4.155	82.0	0.151	65.5	0.239	-61.5
1300.0000	0.172	-163.4	3.851	79.5	0.161	65.1	0.226	-63.1
1400.0000	0.169	-169.2	3.602	77.3	0.170	64.6	0.218	-63.8
1500.0000	0.169	-175.2	3.400	75.4	0.183	64.2	0.210	-65.4
1600.0000	0.168	179.9	3.189	73.1	0.193	63.8	0.203	-66.0
1700.0000	0.168	174.6	3.032	71.4	0.203	63.2	0.195	-67.1
1800.0000	0.170	169.3	2.880	69.4	0.213	62.6	0.188	-68.3
1900.0000	0.175	165.1	2.748	67.6	0.224	62.0	0.184	-69.4
2000.0000	0.179	161.1	2.629	66.0	0.234	61.4	0.179	-71.4

V_{CE} = 1 V, I_c = 20 mA, Z_o = 50 Ω

FREQUENCY		S11		S21		S12		S22	
MHz	MAG	ANG	MAG	ANG	MAG	ANG	MAG	ANG	
100.0000	0.441	-76.4	18.515	138.3	0.021	73.8	0.753	-30.4	
200.0000	0.358	-97.6	15.403	121.3	0.037	69.2	0.556	-46.5	
300.0000	0.290	-111.1	12.655	110.9	0.049	69.0	0.429	-53.6	
400.0000	0.242	-120.8	10.657	104.2	0.061	69.6	0.349	-58.2	
500.0000	0.208	-129.8	9.000	99.0	0.073	70.4	0.301	-59.6	
600.0000	0.196	-142.5	7.688	94.9	0.084	70.5	0.259	-61.2	
700.0000	0.190	-150.3	6.712	91.3	0.096	70.5	0.234	-62.7	
800.0000	0.185	-158.8	5.955	88.1	0.108	70.5	0.212	-63.2	
900.0000	0.184	-164.7	5.338	85.6	0.120	69.9	0.200	-64.9	
1000.0000	0.182	-171.1	4.863	82.9	0.132	69.7	0.189	-65.0	
1100.0000	0.183	-176.2	4.468	80.7	0.144	69.3	0.179	-67.1	
1200.0000	0.183	178.4	4.106	78.5	0.156	68.5	0.169	-68.2	
1300.0000	0.187	173.6	3.806	76.3	0.168	68.2	0.160	-69.9	
1400.0000	0.187	169.5	3.540	74.3	0.179	67.5	0.154	-71.5	
1500.0000	0.193	165.5	3.337	72.1	0.190	66.9	0.149	-73.3	
1600.0000	0.193	161.7	3.154	70.4	0.202	65.8	0.144	-74.4	
1700.0000	0.196	158.0	2.980	68.7	0.214	65.3	0.138	-76.3	
1800.0000	0.199	153.9	2.843	67.0	0.224	64.3	0.134	-78.3	
1900.0000	0.205	151.4	2.699	65.2	0.235	63.7	0.130	-79.8	
2000.0000	0.211	148.9	2.579	63.6	0.247	62.9	0.127	-82.4	

V_{CE} = 2 V, I_c = 1 mA, Z_o = 50 Ω

FREQUENCY		S11		S21		S12		S22	
MHz	MAG	ANG	MAG	ANG	MAG	ANG	MAG	ANG	
100.0000	0.978	-6.8	2.018	171.8	0.025	83.3	0.995	-4.9	
200.0000	0.975	-13.1	1.958	163.5	0.049	78.9	0.987	-9.7	
300.0000	0.964	-19.1	1.937	156.3	0.071	74.1	0.970	-13.9	
400.0000	0.932	-26.5	2.026	149.7	0.091	68.8	0.938	-18.4	
500.0000	0.915	-32.1	1.917	143.3	0.110	64.8	0.920	-22.1	
600.0000	0.876	-39.3	1.959	137.6	0.127	60.6	0.884	-25.5	
700.0000	0.846	-46.0	1.945	132.0	0.140	57.0	0.852	-29.1	
800.0000	0.812	-51.8	1.888	126.6	0.152	53.7	0.822	-31.8	
900.0000	0.776	-58.9	1.940	121.9	0.162	50.9	0.791	-34.6	
1000.0000	0.746	-64.1	1.862	117.6	0.170	48.7	0.766	-37.1	
1100.0000	0.717	-71.2	1.875	112.8	0.177	46.4	0.740	-39.1	
1200.0000	0.676	-77.5	1.874	108.0	0.184	44.3	0.714	-41.1	
1300.0000	0.652	-83.0	1.785	103.9	0.189	42.2	0.693	-43.1	
1400.0000	0.610	-89.8	1.802	99.6	0.192	41.0	0.669	-44.7	
1500.0000	0.586	-95.2	1.731	96.0	0.195	39.6	0.653	-46.7	
1600.0000	0.554	-101.0	1.709	92.0	0.197	39.0	0.634	-47.8	
1700.0000	0.526	-106.7	1.681	88.6	0.198	38.3	0.616	-49.4	
1800.0000	0.503	-111.9	1.624	85.1	0.200	37.8	0.602	-50.7	
1900.0000	0.482	-117.8	1.594	82.1	0.201	37.5	0.591	-52.0	
2000.0000	0.457	-123.4	1.572	79.0	0.202	37.6	0.575	-53.3	

V_{CE} = 2 V, I_c = 3 mA, Z_o = 50 Ω

FREQUENCY		S11		S21		S12		S22	
MHz	MAG	ANG	MAG	ANG	MAG	ANG	MAG	ANG	
100.0000	0.916	-10.2	5.805	166.0	0.023	82.8	0.973	-9.3	
200.0000	0.893	-20.0	5.495	155.8	0.045	74.6	0.931	-17.8	
300.0000	0.850	-28.6	5.238	146.7	0.062	68.0	0.870	-24.4	
400.0000	0.777	-39.7	5.292	138.5	0.077	64.1	0.798	-30.4	
500.0000	0.731	-47.1	4.938	131.9	0.090	60.3	0.745	-34.8	
600.0000	0.656	-57.0	4.818	125.0	0.101	58.5	0.684	-37.8	
700.0000	0.592	-66.2	4.673	118.4	0.109	56.7	0.633	-41.0	
800.0000	0.536	-73.3	4.389	113.0	0.117	55.5	0.591	-42.9	
900.0000	0.481	-81.4	4.223	107.8	0.123	55.0	0.557	-44.8	
1000.0000	0.435	-88.0	3.993	103.3	0.131	54.5	0.528	-46.2	
1100.0000	0.400	-95.1	3.781	99.0	0.137	54.5	0.504	-47.6	
1200.0000	0.357	-101.3	3.589	94.9	0.144	54.2	0.479	-48.5	
1300.0000	0.333	-107.4	3.374	91.5	0.151	54.0	0.459	-49.8	
1400.0000	0.302	-113.4	3.210	88.0	0.157	54.1	0.441	-50.5	
1500.0000	0.284	-119.4	3.047	85.2	0.164	54.4	0.427	-51.7	
1600.0000	0.264	-124.8	2.896	82.3	0.170	54.4	0.414	-52.3	
1700.0000	0.247	-130.7	2.766	79.9	0.177	54.7	0.401	-53.2	
1800.0000	0.233	-136.2	2.641	77.2	0.183	54.7	0.392	-54.0	
1900.0000	0.225	-142.5	2.528	75.0	0.191	55.1	0.383	-54.8	
2000.0000	0.215	-148.4	2.436	72.9	0.198	54.9	0.373	-55.8	

V_{CE} = 2 V, I_c = 5 mA, Z_o = 50 Ω

FREQUENCY		S11		S21		S12		S22	
MHz	MAG	ANG	MAG	ANG	MAG	ANG	MAG	ANG	
100.0000	0.857	-13.2	9.113	162.6	0.023	78.8	0.948	-12.7	
200.0000	0.811	-25.8	8.527	150.3	0.041	72.1	0.870	-23.3	
300.0000	0.743	-36.6	7.907	139.9	0.057	66.2	0.781	-30.9	
400.0000	0.642	-50.1	7.737	130.5	0.069	63.9	0.690	-36.6	
500.0000	0.571	-59.3	7.109	123.0	0.079	61.7	0.627	-40.3	
600.0000	0.483	-69.9	6.609	115.5	0.088	61.2	0.564	-42.6	
700.0000	0.415	-79.3	6.140	109.1	0.096	60.5	0.517	-44.8	
800.0000	0.363	-86.7	5.613	104.2	0.105	60.2	0.479	-45.9	
900.0000	0.321	-93.7	5.182	99.9	0.113	60.2	0.451	-47.4	
1000.0000	0.284	-100.3	4.803	95.9	0.121	60.5	0.427	-47.9	
1100.0000	0.260	-106.6	4.448	92.6	0.130	60.6	0.406	-48.9	
1200.0000	0.231	-112.8	4.149	89.2	0.137	60.4	0.388	-49.5	
1300.0000	0.215	-119.2	3.875	86.4	0.146	60.7	0.372	-50.4	
1400.0000	0.196	-125.0	3.635	83.8	0.155	60.7	0.359	-51.0	
1500.0000	1.185	-131.8	3.428	81.3	0.163	60.7	0.348	-52.1	
1600.0000	0.172	-137.4	3.244	78.9	0.171	60.7	0.337	-52.3	
1700.0000	0.163	-144.2	3.090	76.6	0.180	60.5	0.327	-53.0	
1800.0000	0.155	-150.5	2.938	74.6	0.188	60.3	0.319	-53.7	
1900.0000	0.152	-157.2	2.810	72.6	0.196	60.3	0.313	-54.5	
2000.0000	0.149	-164.1	2.692	70.7	0.205	60.0	0.305	-55.4	

V_{CE} = 2 V, I_c = 7 mA, Z_o = 50 Ω

FREQUENCY	S11		S21		S12		S22	
	MHz	MAG	ANG	MAG	ANG	MAG	ANG	MAG
100.0000	0.805	-16.8	12.051	160.5	0.021	76.4	0.923	-15.4
200.0000	0.733	-31.1	11.136	145.9	0.039	71.1	0.818	-27.3
300.0000	0.645	-43.8	10.084	134.6	0.052	66.7	0.711	-34.9
400.0000	0.531	-58.4	9.504	124.1	0.063	64.9	0.615	-39.8
500.0000	0.445	-68.3	8.484	116.3	0.073	64.6	0.550	-42.8
600.0000	0.366	-78.6	7.598	109.4	0.083	64.2	0.492	-44.5
700.0000	0.311	-87.2	6.839	103.8	0.092	63.5	0.451	-46.1
800.0000	0.269	-94.4	6.153	99.5	0.100	63.8	0.416	-46.7
900.0000	0.240	-101.0	5.628	95.7	0.110	63.6	0.393	-47.7
1000.0000	0.212	-107.4	5.139	92.4	0.119	64.0	0.374	-48.1
1100.0000	0.194	-113.9	4.750	89.4	0.128	63.9	0.355	-48.9
1200.0000	0.174	-120.4	4.399	86.5	0.137	64.1	0.341	-49.3
1300.0000	0.161	-127.7	4.097	84.0	0.146	63.5	0.326	-50.1
1400.0000	0.148	-134.2	3.836	81.6	0.155	64.4	0.316	-50.6
1500.0000	0.141	-141.3	3.613	79.2	0.164	64.2	0.307	-51.6
1600.0000	0.132	-147.6	3.403	77.2	0.174	63.5	0.298	-51.8
1700.0000	0.127	-154.8	3.231	75.1	0.182	63.3	0.290	-52.4
1800.0000	0.122	-161.7	3.069	73.1	0.192	63.0	0.283	-53.1
1900.0000	0.123	-169.0	2.919	71.1	0.201	62.6	0.277	-54.1
2000.0000	0.123	-175.7	2.802	69.5	0.210	62.2	0.271	-55.0

V_{CE} = 2 V, I_c = 10 mA, Z_o = 50 Ω

FREQUENCY	S11		S21		S12		S22	
	MHz	MAG	ANG	MAG	ANG	MAG	ANG	MAG
100.0000	0.723	-20.3	15.896	156.6	0.021	78.2	0.890	-18.6
200.0000	0.629	-38.3	14.304	140.5	0.036	71.0	0.755	-31.2
300.0000	0.520	-53.2	12.506	128.1	0.048	67.3	0.633	-38.5
400.0000	0.403	-67.5	11.061	117.4	0.059	67.5	0.541	-42.4
500.0000	0.327	-76.9	9.540	110.0	0.069	66.7	0.480	-44.5
600.0000	0.266	-86.7	8.285	104.2	0.079	67.1	0.427	-45.6
700.0000	0.228	-95.0	7.319	99.5	0.088	67.3	0.393	-46.6
800.0000	0.196	-102.2	6.522	95.8	0.098	67.3	0.363	-46.7
900.0000	0.175	-109.0	5.905	92.5	0.107	67.2	0.343	-47.5
1000.0000	0.155	-116.2	5.381	89.5	0.117	67.0	0.329	-47.6
1100.0000	0.143	-123.2	4.958	86.8	0.128	67.2	0.313	-48.2
1200.0000	0.129	-130.1	4.574	84.3	0.137	67.2	0.301	-48.6
1300.0000	0.121	-138.7	4.251	81.9	0.147	66.8	0.289	-49.3
1400.0000	0.114	-145.5	3.961	79.8	0.157	66.7	0.281	-49.7
1500.0000	0.109	-153.5	3.732	77.7	0.166	66.5	0.273	-50.7
1600.0000	0.105	-160.3	3.520	75.7	0.176	65.7	0.266	-51.0
1700.0000	0.102	-168.2	3.341	74.0	0.186	65.3	0.259	-51.7
1800.0000	0.101	-176.1	3.172	72.0	0.196	64.8	0.253	-52.8
1900.0000	0.105	177.1	3.013	70.3	0.205	64.3	0.248	-53.5
2000.0000	0.108	171.3	2.886	68.6	0.215	64.0	0.242	-54.2

$V_{CE} = 2 \text{ V}$, $I_c = 20 \text{ mA}$, $Z_o = 50 \ \Omega$

FREQUENCY		S11		S21		S12		S22	
MHz	MAG	ANG	MAG	ANG	MAG	ANG	MAG	ANG	
100.0000	0.474	-33.9	27.070	147.2	0.018	76.5	0.805	-24.1	
200.0000	0.354	57.5	20.499	127.1	0.031	74.3	0.624	-36.4	
300.0000	0.270	-73.3	15.719	115.1	0.043	72.8	0.501	-42.1	
400.0000	0.213	-85.2	12.575	107.5	0.054	71.2	0.424	-44.2	
500.0000	0.173	-94.8	10.387	101.9	0.064	72.6	0.376	-44.6	
600.0000	0.146	-105.1	8.873	97.6	0.074	73.1	0.337	-44.9	
700.0000	0.129	-115.0	7.714	93.9	0.084	72.7	0.312	-45.2	
800.0000	0.116	-124.7	6.794	91.0	0.095	72.0	0.294	-44.9	
900.0000	0.104	-133.8	6.117	88.4	0.106	72.5	0.279	-45.8	
1000.0000	0.097	-143.0	5.522	85.2	0.116	72.4	0.266	-44.9	
1100.0000	0.093	-151.3	5.083	83.4	0.128	71.7	0.257	-45.7	
1200.0000	0.091	-159.0	4.649	81.0	0.137	71.1	0.250	-46.1	
1300.0000	0.090	-169.5	4.346	79.0	0.148	70.9	0.241	-46.9	
1400.0000	0.089	-176.4	4.044	77.1	0.159	70.5	0.234	-47.2	
1500.0000	0.091	177.3	3.797	75.6	0.169	69.5	0.229	-48.7	
1600.0000	0.094	170.6	3.565	73.8	0.179	68.9	0.224	-49.5	
1700.0000	0.095	165.4	3.378	71.8	0.190	68.2	0.218	-50.2	
1800.0000	0.100	160.1	3.222	70.2	0.200	67.6	0.216	-50.7	
1900.0000	0.106	156.6	3.080	68.4	0.210	66.9	0.210	-52.1	
2000.0000	0.106	150.5	2.922	67.1	0.219	66.3	0.204	-52.9	

[MEMO]

[MEMO]

No part of this document may be copied or reproduced in any form or by any means without the prior written consent of NEC Corporation. NEC Corporation assumes no responsibility for any errors which may appear in this document.

NEC Corporation does not assume any liability for infringement of patents, copyrights or other intellectual property rights of third parties by or arising from use of a device described herein or any other liability arising from use of such device. No license, either express, implied or otherwise, is granted under any patents, copyrights or other intellectual property rights of NEC Corporation or others.

While NEC Corporation has been making continuous effort to enhance the reliability of its semiconductor devices, the possibility of defects cannot be eliminated entirely. To minimize risks of damage or injury to persons or property arising from a defect in an NEC semiconductor device, customers must incorporate sufficient safety measures in its design, such as redundancy, fire-containment, and anti-failure features.

NEC devices are classified into the following three quality grades:

"Standard", "Special", and "Specific". The Specific quality grade applies only to devices developed based on a customer designated "quality assurance program" for a specific application. The recommended applications of a device depend on its quality grade, as indicated below. Customers must check the quality grade of each device before using it in a particular application.

Standard: Computers, office equipment, communications equipment, test and measurement equipment, audio and visual equipment, home electronic appliances, machine tools, personal electronic equipment and industrial robots

Special: Transportation equipment (automobiles, trains, ships, etc.), traffic control systems, anti-disaster systems, anti-crime systems, safety equipment and medical equipment (not specifically designed for life support)

Specific: Aircrafts, aerospace equipment, submersible repeaters, nuclear reactor control systems, life support systems or medical equipment for life support, etc.

The quality grade of NEC devices is "Standard" unless otherwise specified in NEC's Data Sheets or Data Books. If customers intend to use NEC devices for applications other than those specified for Standard quality grade, they should contact an NEC sales representative in advance.

Anti-radioactive design is not implemented in this product.