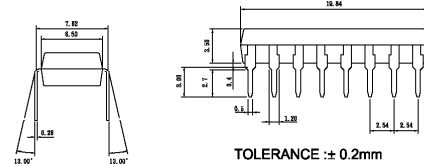
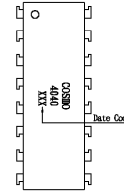


Features

1. High current transfer ratio (V_{CEO}:300V MIN)
(CTR:MIN.600% at I_F=1mA, V_{ce}=2V)
2. High isolation voltage between input and output
(Viso:5000Vrms).
3. Compact dual-in-line package.
4. Available package : DIP/ SMD/ H.

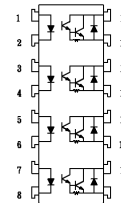
Outside Dimension : Unit (mm)



Applications

1. System appliances, measuring instruments.
2. Industrial robots.
3. Copiers, automatic vending machines.
4. Signal transmission between circuits of different potentials and impedances.
5. Telephone sets.
6. Copiers, facsimiles.
7. Interface with various power supply circuits, power distribution boards.
8. Numerical control machines.

Schematic : Top View



01,03,05,07. Anode
02,04,06,08. Cathode
09,11,13,15. Emitter
10,12,14,16. Collector

Absolute Maximum Ratings

(T_a=25°C)

Parameter	Symbol	Rating	Unit
Input	Forward current	I _F	50
	Peak forward current	I _{FM}	1
	Reverse voltage	V _R	6
	Power dissipation	P _D	70
Output	Collector-emitter voltage	V _{CEO}	300
	Emitter-collector voltage	V _{ECO}	0.1
	Collector current	I _C	150
	Collector power dissipation	P _C	200
Total power dissipation	P _{tot}	200	mW
Isolation voltage 1 minute	V _{iso}	5000	Vrms
Operating temperature	T _{opr}	-30 to +100	°C
Storage temperature	T _{stg}	-55 to +125	°C
Soldering temperature 10 second	T _{sol}	260	°C

Electro-optical Characteristics

(T_a=25°C)

Parameter	Symbol	Conditions	MIN.	TYP.	MAX.	Unit
Input	Forward voltage	I _F =20mA	—	1.2	1.4	V
	Peak forward voltage	I _{FM} =0.5A	—	—	3.5	V
	Reverse current	V _R =4V	—	—	10	uA
	Terminal capacitance	V=0, f=1kHz	—	30	—	pF
Output	Collector dark current	V _{CE} =200V, I _F =0	—	—	1	uA
Transfer characteristics	Current transfer ratio	I _F =1mA, V _{CE} =2V	600	—	9000	%
	Collector-emitter saturation voltage	I _F =20mA, I _C =5mA	—	—	1.5	V
	Isolation resistance	DC500V	5X10 ¹⁰	—	—	ohm
	Floating capacitance	V=0, f=1MHz	—	0.6	1.0	pF
	Cut-off frequency	V _{CC} =5V, I _C =2mA, R _L =100ohm	—	7	—	kHz
	Response time (Rise)	V _{CE} =2V, I _C =20mA, R _L =100ohm	—	60	300	us
	Response time (Fall)	V _{CE} =2V, I _C =20mA, R _L =100ohm	—	50	250	us

