

## APPLICATIONS

- ✓ Ethernet - 10/100/1000 Base T
- ✓ Cellular Phones
- ✓ Handheld - Wireless Systems
- ✓ Personal Digital Assistant (PDA)
- ✓ USB Interface

## IEC COMPATIBILITY (EN61000-4)


- ✓ 61000-4-2 (ESD): Air - 15kV, Contact - 8kV
- ✓ 61000-4-4 (EFT): 40A - 5/50ns
- ✓ 61000-4-5 (Surge): 24A, 8/20 $\mu$ s - Level 2(Line-Gnd) & Level 3(Line-Line)

## FEATURES

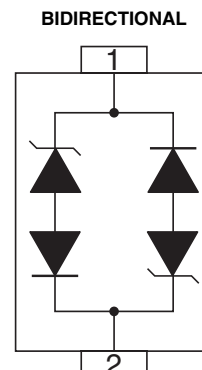
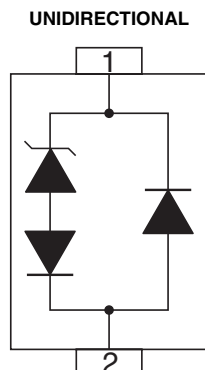
- ✓ 250 Watts Peak Pulse Power per Line (tp=8/20 $\mu$ s)
- ✓ Unidirectional & Bidirectional Configurations
- ✓ Replacement for MLV (0805)
- ✓ Protects One Power or I/O Port
- ✓ ESD Protection > 40 kilovolts
- ✓ Low Clamping Voltage
- ✓ Ultra Low Capacitance:  $C_{j(SD)}$  0.7pF Typical
- ✓ RoHS Compliant

## MECHANICAL CHARACTERISTICS

- ✓ Molded JEDEC SOD-323 Package
- ✓ Weight 5 milligrams (Approximate)
- ✓ Available in Lead-Free Pure-Tin Plating(Annealed)
- ✓ Solder Reflow Temperature:  
Pure-Tin - Sn, 100: 260-270°C
- ✓ Flammability Rating UL 94V-0
- ✓ 8mm Tape and Reel Per EIA Standard 481
- ✓ Device Marking: Marking Code & Polarity Band (*Unidirectional Only*)



## PIN CONFIGURATIONS



# GBLC03LC thru GBLC05CLC

## DEVICE CHARACTERISTICS

### MAXIMUM RATINGS @ 25°C Unless Otherwise Specified

PARAMETER	SYMBOL	VALUE	UNITS
Peak Pulse Power ( $t_p = 8/20\mu s$ ) - See Figure 1	$P_{PP}$	250	Watts
Operating Temperature	$T_A$	-55 to 150	°C
Storage Temperature	$T_{STG}$	-55 to 150	°C

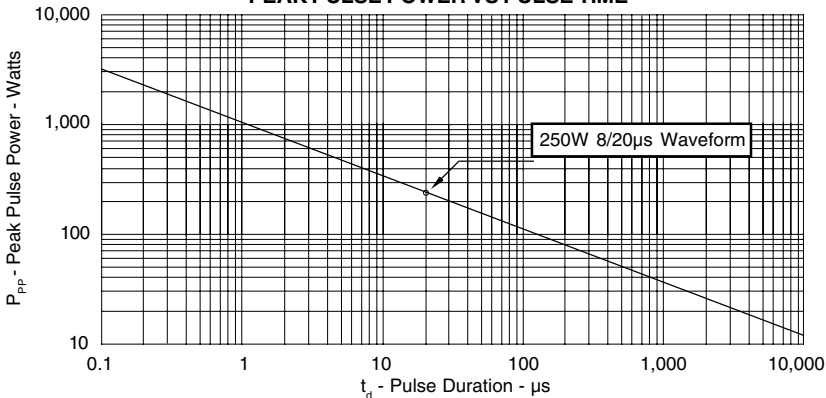
### ELECTRICAL CHARACTERISTICS PER LINE @ 25°C Unless Otherwise Specified

PART NUMBER (See Notes 1-2)	DEVICE MARKING	RATED STAND-OFF VOLTAGE  $V_{WM}$ VOLTS	MINIMUM BREAKDOWN VOLTAGE  @ 1mA $V_{(BR)}$ VOLTS	MAXIMUM CLAMPING VOLTAGE (See Fig. 2)  @ $I_p = 1A$ $V_C$ VOLTS	MAXIMUM CLAMPING VOLTAGE (See Fig. 2)  @ 8/20 $\mu s$ $V_C @ I_{PP}$	MAXIMUM LEAKAGE CURRENT  @ $V_{WM}$ $I_b$ $\mu A$	TYPICAL CAPACITANCE  0V @ 1 MHz $C_{J(SD)}$ pF
GBLC03LC	T3	3.3	4.0	7.0	20.0V @ 24.0A	5	0.8
GBLC03CLC	S3	3.3	4.0	7.0	20.0V @ 24.0A	5	0.8
GBLC05LC	T5	5.0	6.0	9.8	18.3V @ 15.0A	5	0.7
GBLC05CLC	S5	5.0	6.0	9.8	18.3V @ 15.0A	5	0.7

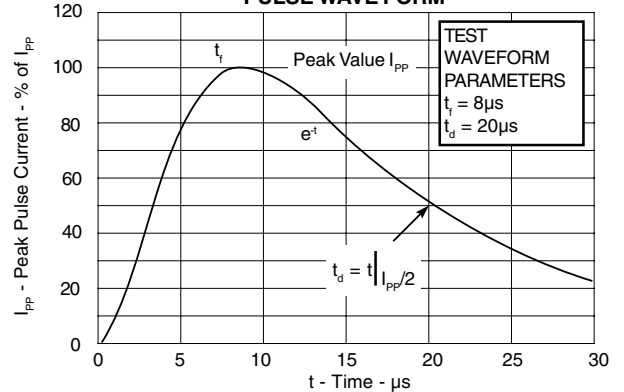
**Note 1:** Part numbers with an additional "C" suffix are bidirectional devices, i.e., GBLC05CLC.

**Note 2:** *Unidirectional Only:* Positive potential is applied from pin 1 to 2.

**FIGURE 1  
PEAK PULSE POWER VS PULSE TIME**



**FIGURE 2  
PULSE WAVE FORM**



# GBLC03LC thru GBLC05CLC

## SOD-323 PACKAGE OUTLINE & DIMENSIONS

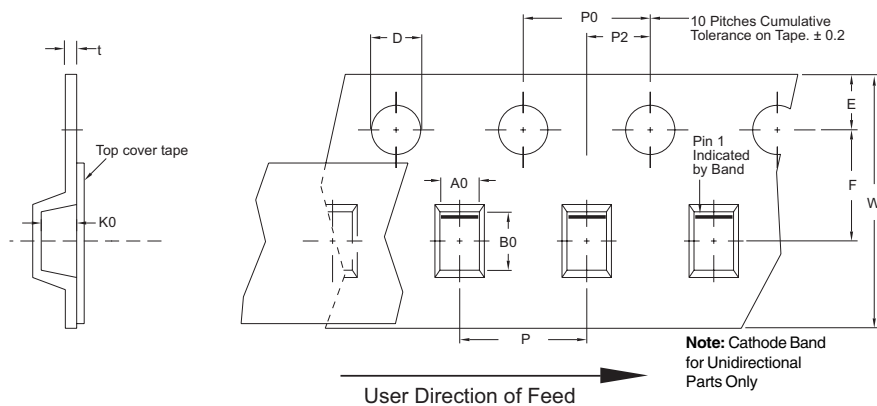
PACKAGE OUTLINE		SOD-323 PACKAGE			
<b>PACKAGE DIMENSIONS</b>					
DIM	MILLIMETERS		INCHES		
	MIN	MAX	MIN	MAX	
A	1.60	1.90	0.063	0.075	
B	1.15	1.45	0.045	0.057	
C	2.39	2.70	0.094	0.106	
D	0.80	1.10	0.031	0.043	
E	0.25	0.40	0.010	0.016	
F	0.10	0.20	0.004	0.008	
H	-	0.10	-	0.004	
L	0.20	-	0.008	-	

MOUNTING PAD		NOTES	
		<p>1. Controlling Dimensions in Millimeters. 2. Dimensions are exclusive of mold flash and metal burrs.</p> <p><b>TAPE &amp; REEL ORDERING NOMENCLATURE</b></p> <p>1. Surface mount product is taped and reeled in accordance with EIA-481. 2. Suffix-T7 = 7 Inch Reel - 3,000 pieces per 8mm tape, i.e., <i>GBLC05CLC-T7</i>.</p>	
<b>Outline &amp; Dimensions: Rev 3 - 4/07, 06010</b>			

Tape & Reel Specifications (Dimensions in millimeters)

Reel Dia.	Tape Width	A0	B0	K0	D	E	F	W	P0	P2	P	tmax
178mm (7")	8mm	1.55 ± 0.10	2.90 ± 0.10	1.35 ± 0.10	1.50 ± 0.10	1.75 ± 0.10	3.50 ± 0.05	8.00 ± 0.30	4.00 ± 0.10	2.00 ± 0.05	4.00 ± 0.10	0.25



**COPYRIGHT © ProTek Devices 2007**

SPECIFICATIONS: ProTek reserves the right to change the electrical and or mechanical characteristics described herein without notice (except JEDEC).

DESIGN CHANGES: ProTek reserves the right to discontinue product lines without notice, and that the final judgement concerning selection and specifications is the buyer's and that in furnishing engineering and technical assistance, ProTek assumes no responsibility with respect to the selection or specifications of such products.

**ProTek Devices**  
2929 South Fair Lane, Tempe, AZ 85282  
Tel: 602-431-8101 Fax: 602-431-2288  
E-Mail: [sales@protekdevices.com](mailto:sales@protekdevices.com)  
Web Site: [www.protekdevices.com](http://www.protekdevices.com)