

2SC3679

Silicon NPN Triple Diffused Planar Transistor (High Voltage Switching Transistor)

Application : Switching Regulator and General Purpose

Absolute maximum ratings (Ta=25°C)

Symbol	2SC3679	Unit
V _{CB0}	900	V
V _{CEO}	800	V
V _{EB0}	7	V
I _c	5(Pulse10)	A
I _B	2.5	A
P _c	100(T _c =25°C)	W
T _j	150	°C
T _{stg}	-55 to +150	°C

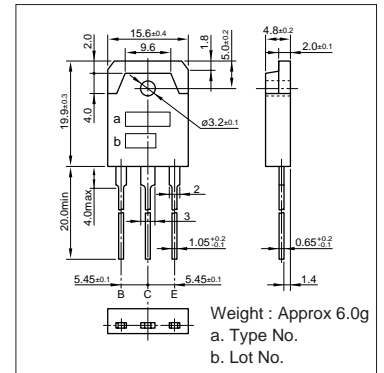
Electrical Characteristics (Ta=25°C)

Symbol	Conditions	2SC3679	Unit
I _{cBO}	V _{CB} =800V	100max	μA
I _{EBO}	V _{EB} =7V	100max	μA
V _{(BR)CEO}	I _c =10mA	800min	V
h _{FE}	V _{CE} =4V, I _c =2A	10 to 30	
V _{CE(sat)}	I _c =2A, I _B =0.4A	0.5max	V
V _{BE(sat)}	I _c =2A, I _B =0.4A	1.2max	V
f _T	V _{CE} =12V, I _E =-0.5A	6typ	MHz
COB	V _{CB} =10V, f=1MHz	75typ	pF

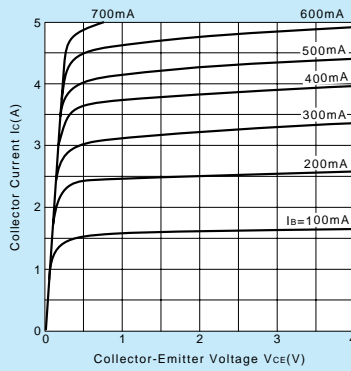
Typical Switching Characteristics (Common Emitter)

V _{CC} (V)	R _L (Ω)	I _c (A)	V _{BB1} (V)	V _{BB2} (V)	I _{B1} (A)	I _{B2} (A)	t _{on} (μs)	t _{stg} (μs)	t _f (μs)
250	125	2	10	-5	0.3	-1	1max	5max	1max

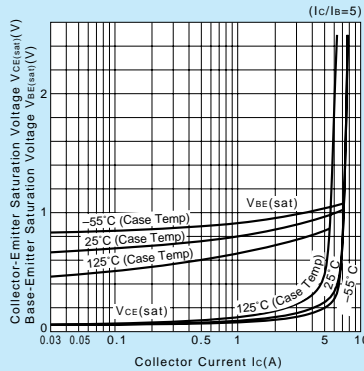
External Dimensions MT-100(TO3P)



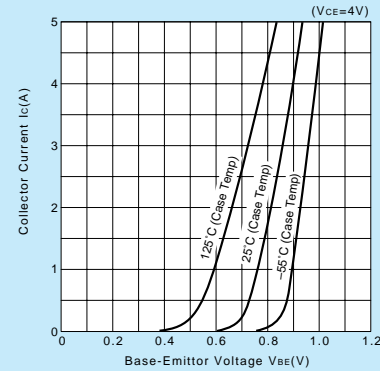
I_c-V_{CE} Characteristics (Typical)



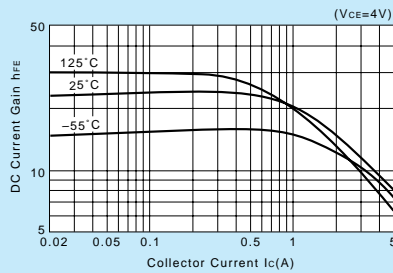
V_{CE(sat)}, V_{BE(sat)}-I_c Temperature Characteristics (Typical)



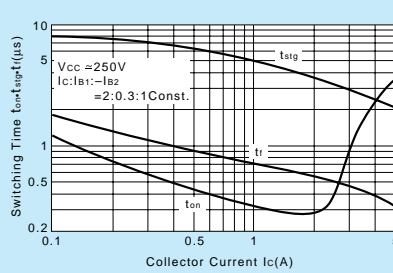
I_c-V_{BE} Temperature Characteristics (Typical)



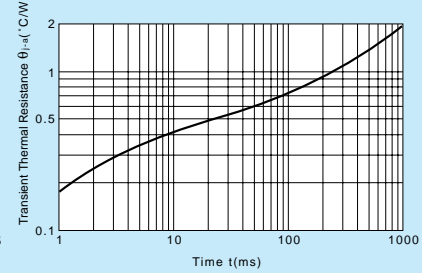
h_{FE}-I_c Characteristics (Typical)



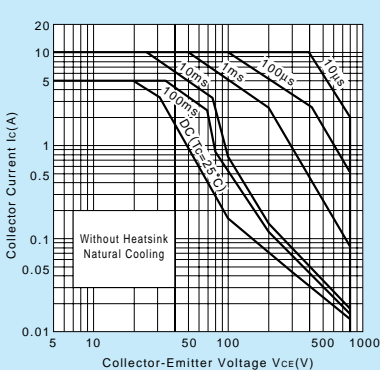
t_{on}*t_{stg}*t_f-I_c Characteristics (Typical)



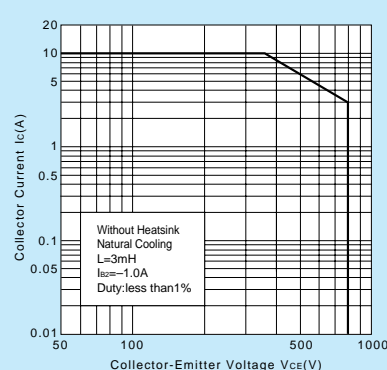
θ_{j-a}-t Characteristics



Safe Operating Area (Single Pulse)



Reverse Bias Safe Operating Area



P_c-T_a Derating

