

Model. No.	FYL-4354UWW1A-S2
Rev.	A

PRODUCT SPECIFICATION

Model No.: FYL-4354UWW1A-S2

Descriptions:
■ Dice material: InGaN.
■ Emitting Color: Super bright White.
■ Device Outline: $\Phi 4 \times 5$ mm ellipse type.
■ Lens Type: White diffused.



CUSTOMER APPROVED SIGNATURES	APPROVED BY	CHECKED BY	PREPARED BY

NINGBO FORYARD OPTOELECTRONICS CO.,LTD.

Add: NO.115 Qixin Road Ningbo Zhejiang China

Zip: 315051

Tel: 0086-574-87933652 87927870 87922206

Fax: 0086-574-87927917

E-mail: Sales@foryard.com (General)

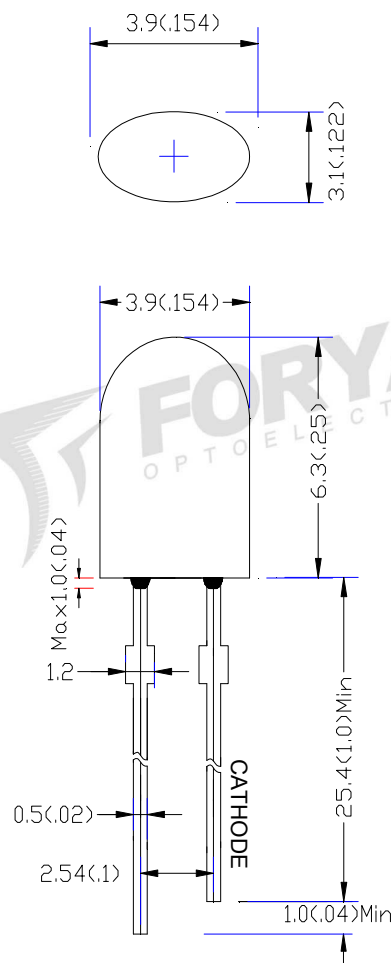
[Http://www.foryard.com](http://www.foryard.com)

[Http://www.foryard.com](http://www.foryard.com)

■ Features

1. Low power consumption.
2. High efficiency.
3. General purpose leads.
4. High intensity.
5. RoHs compliant.

■ Package configuration



Notes:

1. All dimensions are millimeters (inches)
2. Tolerance is $\pm 0.25\text{mm}(.010\text{'})$ unless otherwise noted.
3. The specifications, characteristics and technical data described in the datasheet are subject to change without prior notice.

■ Absolute maximum ratings($T_a=25\text{ }^\circ\text{C}$)

Parameter	MAX.	Unit
Power Dissipation	90	mW
Peak Forward Current (1/10 Duty Cycle, 0.1ms Pulse Width)	100	mA
Continuous Forward Current	25	mA
Derating Linear From 50°C	0.4	mA/°C
Reverse Voltage	5	V
Operating Temperature Range	-40°C to +85°C	
Storage Temperature Range	-40°C to +100°C	
Lead Soldering Temperature[4mm(.157") From Body]	260°C for 5 Seconds	

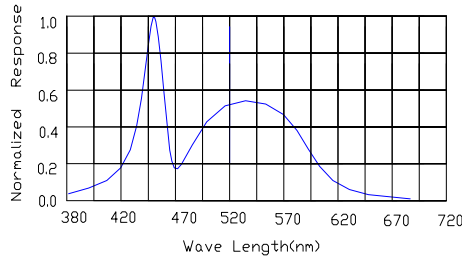
■ Electrical and optical characteristics($T_a=25\text{ }^\circ\text{C}$)

Parameter	Symbol	Min.	Typ.	Max.	Unit	Test Condition
Luminous Intensity	I_v	-	3000	-	mcd	$I_F=20\text{mA}$
Viewing Angle	$2\theta_{1/2}$	X	75	-	Deg	
		Y	40	-		
Chromaticity coordinates	X	-	0.29			
	Y		0.30			
Color temperature	CCT	-	9500	-	K	
Forward Voltage	V_F	2.8	3.2	3.6	V	
Reverse Current	I_R			10	μA	$V_R=5\text{V}$

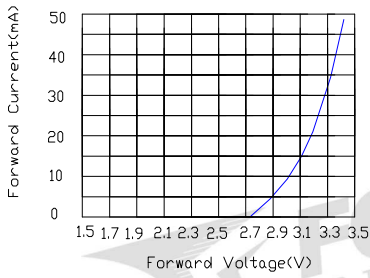
■ Typical Electrical Characteristics Curves

(25 °c Ambient Temperature Unless Otherwise Noted)

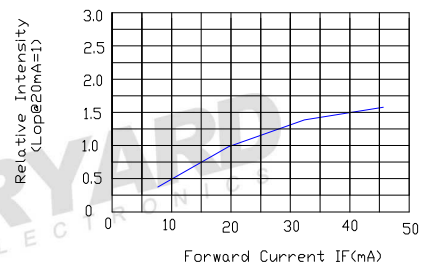
Spectral Reduance



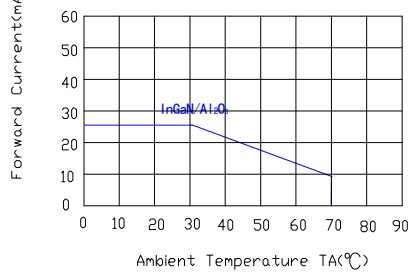
Forward Current Vs Forward Voltage



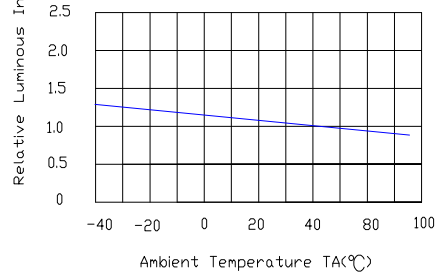
Relative Luminous intensity vs Forward current



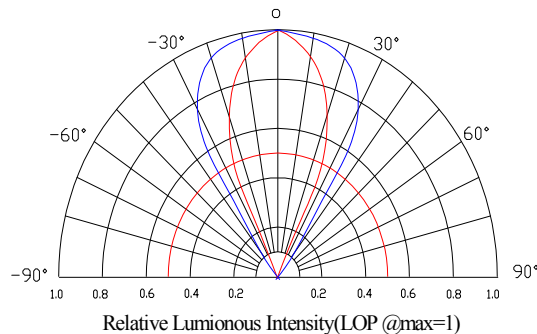
Forward Current Derating Curve



Luminous Intensity Vs. Ambient Temperature

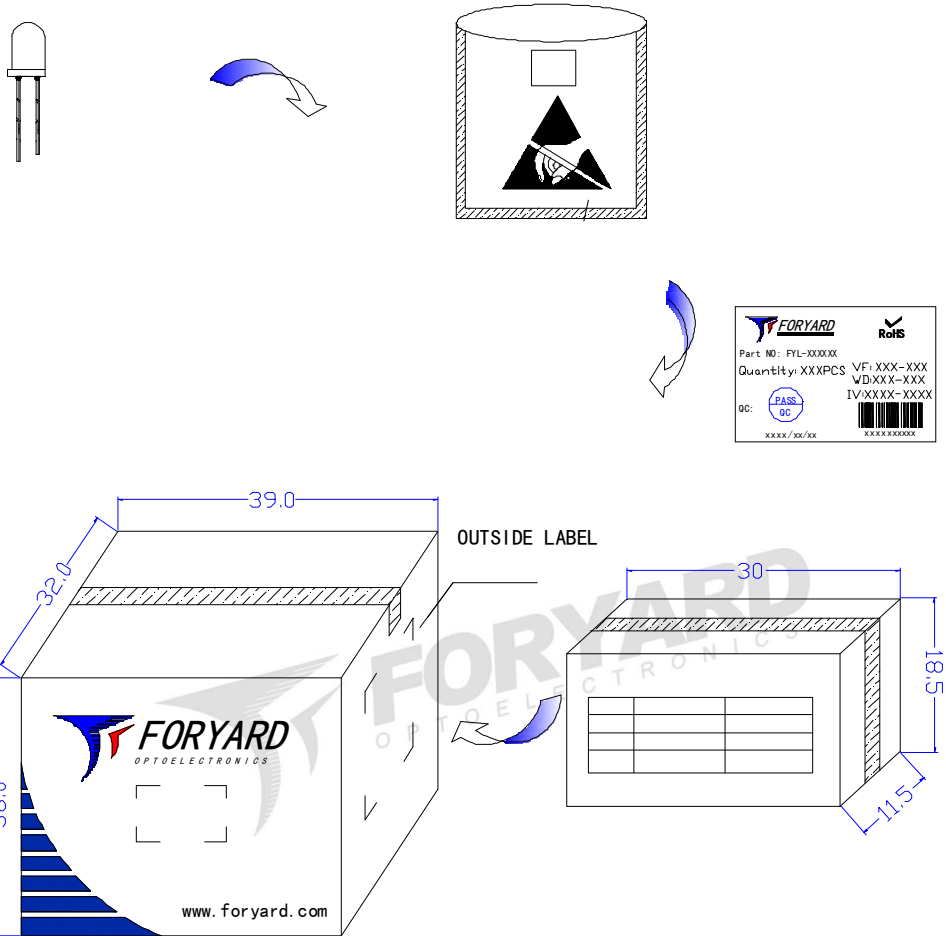


Radiation pattern.



Model. No.	FYL-4354UWW1A-S2
Rev.	A

■ LAMP PACKING.





LED
 PN: FYL-xxxxxxx-xx
 Qty: XXXXX PCS
 Date: xxxx/xx/xx

GW: xx KG QC: 
 NW: xx KG


 xxxxxxxxxx

OUTSIDE LABEL