
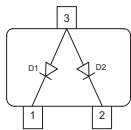


Silicon Low Leakage Diode

- Low-leakage applications
- Medium speed switching times
- Common anode configuration
- Pb-free (RoHS compliant) package¹⁾
- Qualified according AEC Q101


BAW156


Type	Package	Configuration	Marking
BAW156	SOT23	common anode	JZs

Maximum Ratings at $T_A = 25^\circ\text{C}$, unless otherwise specified

Parameter	Symbol	Value	Unit
Diode reverse voltage	V_R	80	V
Peak reverse voltage	V_{RM}	85	
Forward current	I_F	200	mA
Non-repetitive peak surge forward current	I_{FSM}		A
$t = 1 \mu\text{s}$		4.5	
$t = 1 \text{ s}$		0.5	
Total power dissipation	P_{tot}	250	mW
$T_s \leq 31^\circ\text{C}$			
Junction temperature	T_j	150	$^\circ\text{C}$
Storage temperature	T_{stg}	-65 ... 150	

Thermal Resistance

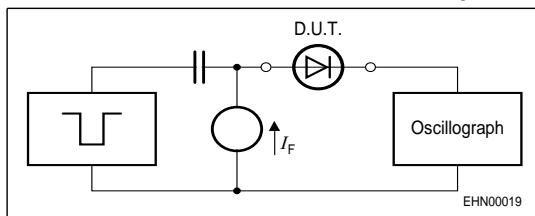
Parameter	Symbol	Value	Unit
Junction - soldering point ²⁾	R_{thJS}	≤ 360	K/W
BAW156			

¹Pb-containing package may be available upon special request

²For calculation of R_{thJA} please refer to Application Note Thermal Resistance

Electrical Characteristics at $T_A = 25^\circ\text{C}$, unless otherwise specified

Parameter	Symbol	Values			Unit
		min.	typ.	max.	
DC Characteristics					
Breakdown voltage $I_{(BR)} = 100 \mu\text{A}$	$V_{(BR)}$	85	-	-	V
Reverse current $V_R = 75 \text{ V}$ $V_R = 75 \text{ V}, T_A = 150 \text{ }^\circ\text{C}$	I_R	-	-	5 80	nA
Forward voltage $I_F = 1 \text{ mA}$ $I_F = 10 \text{ mA}$ $I_F = 50 \text{ mA}$ $I_F = 150 \text{ mA}$	V_F	-	-	900 1000 1100 1250	mV
AC Characteristics					
Diode capacitance $V_R = 0 \text{ V}, f = 1 \text{ MHz}$	C_T	-	2	-	pF
Reverse recovery time $I_F = 10 \text{ mA}, I_R = 10 \text{ mA}$, measured at $I_R = 1 \text{ mA}$, $R_L = 100 \Omega$	t_{rr}	-	0.6	1.5	μs

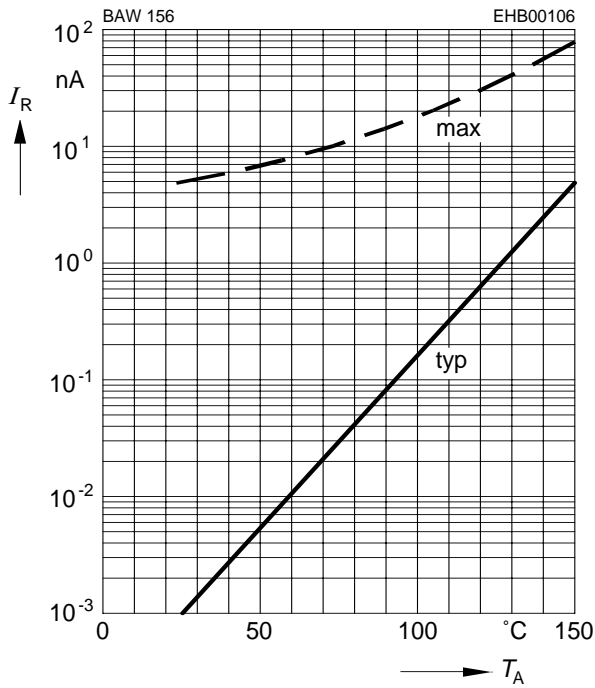
Test circuit for reverse recovery time


Pulse generator: $t_p = 10 \mu\text{s}$, $D = 0.05$, $t_f = 0.6 \text{ ns}$,
 $R_i = 50 \Omega$

Oscilloscope: $R = 50 \Omega$, $t_f = 0.35 \text{ ns}$, $C \leq 1 \text{ pF}$

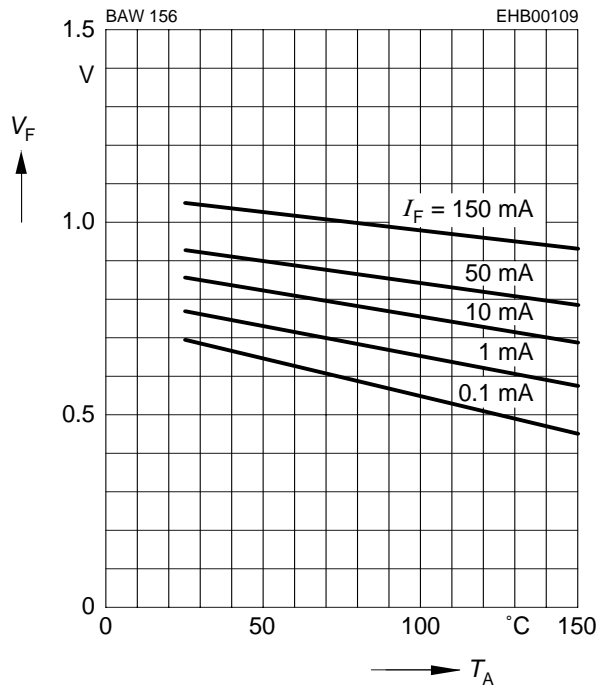
Reverse current $I_R = f(T_A)$

$V_R = 70V$



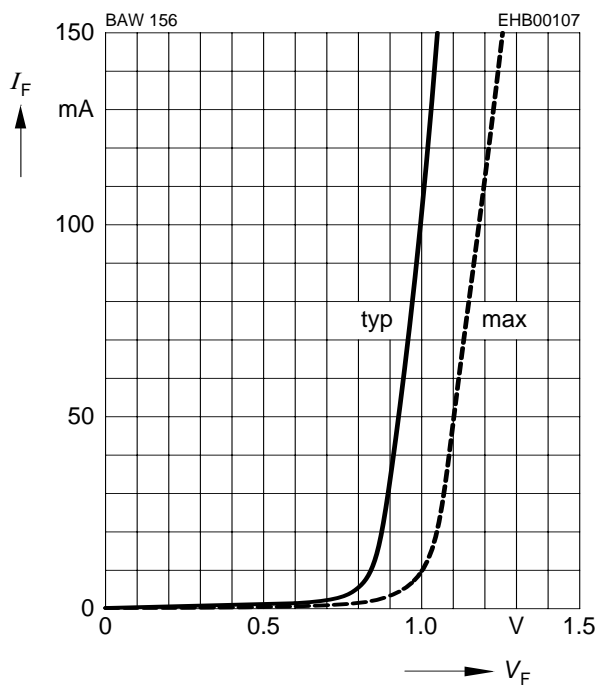
Forward Voltage $V_F = f(T_A)$

$I_F = \text{Parameter}$



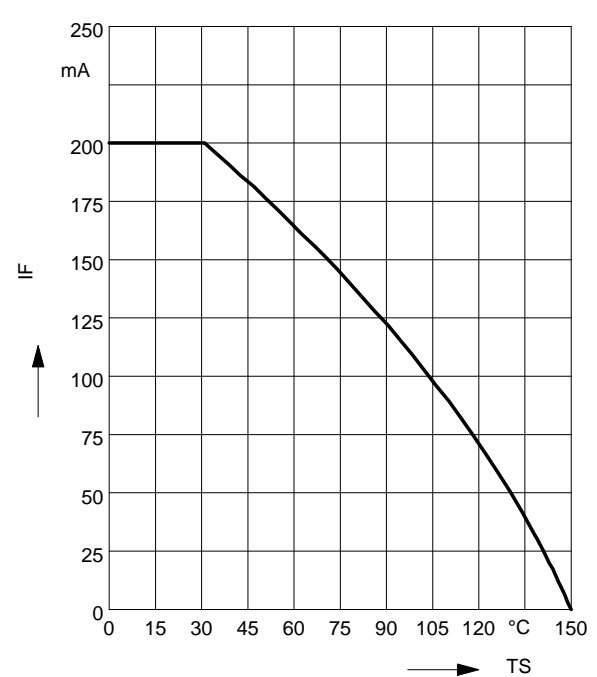
Forward current $I_F = f(V_F)$

$T_A = 25^\circ\text{C}$

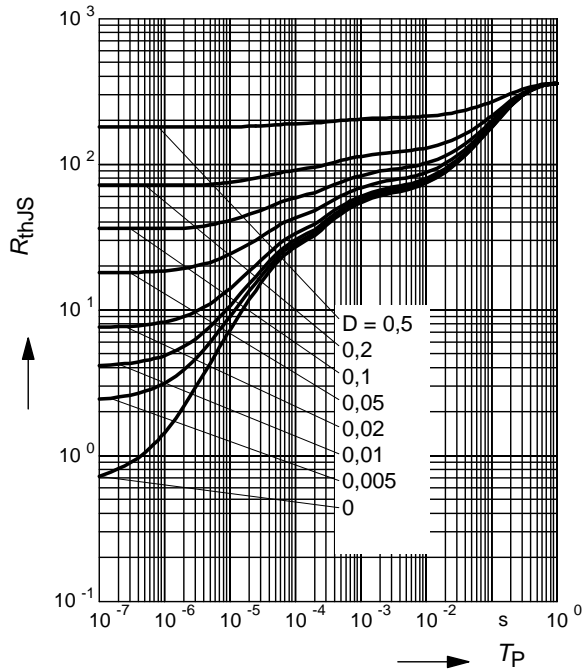


Forward current $I_F = f(T_S)$

BAW156

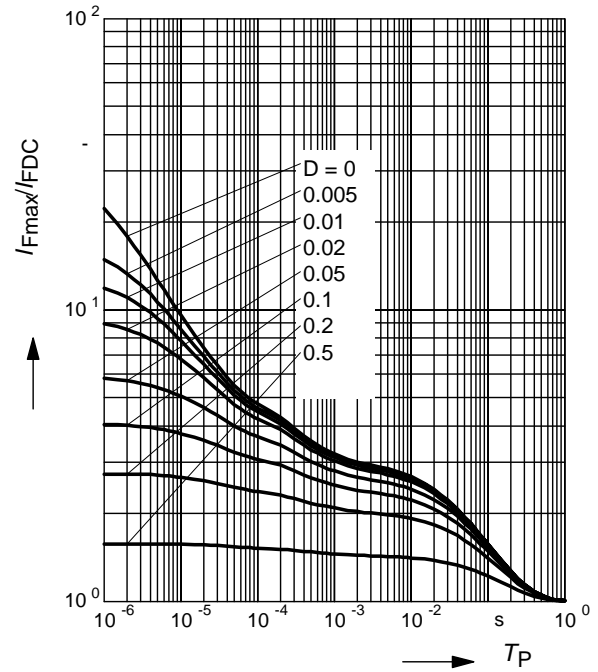


Permissible Puls Load $R_{thJS} = f(t_p)$

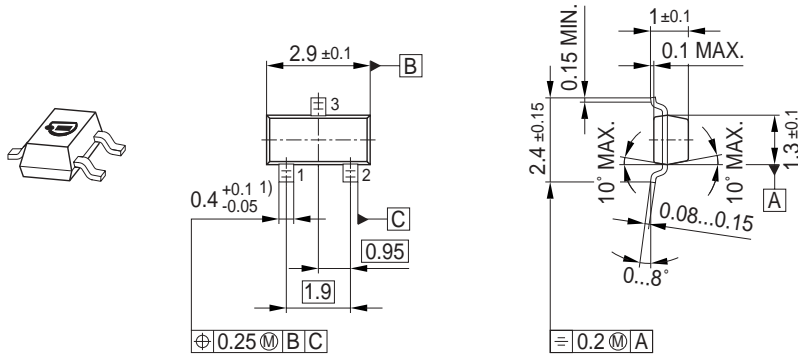


Permissible Pulse Load $I_{Fmax}/I_{FDC} = f(t_p)$

$$I_{Fmax}/I_{FDC} = f(t_p)$$

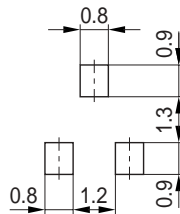


Package Outline

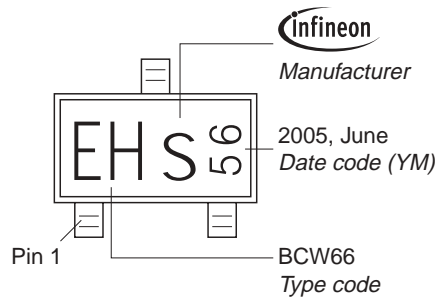


1) Lead width can be 0.6 max. in dambar area

Foot Print

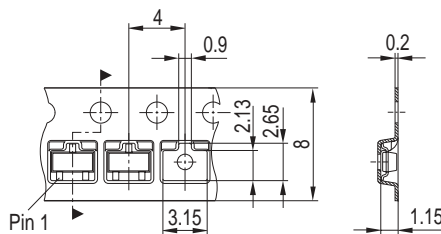


Marking Layout (Example)



Standard Packing

Reel ø180 mm = 3.000 Pieces/Reel
 Reel ø330 mm = 10.000 Pieces/Reel



Edition 2006-02-01
Published by
Infineon Technologies AG
81726 München, Germany
© Infineon Technologies AG 2007.
All Rights Reserved.

Attention please!

The information given in this dokument shall in no event be regarded as a guarantee of conditions or characteristics ("Beschaffenhheitsgarantie"). With respect to any examples or hints given herein, any typical values stated herein and/or any information regarding the application of the device, Infineon Technologies hereby disclaims any and all warranties and liabilities of any kind, including without limitation warranties of non-infringement of intellectual property rights of any third party.

Information

For further information on technology, delivery terms and conditions and prices please contact your nearest Infineon Technologies Office (www.infineon.com).

Warnings

Due to technical requirements components may contain dangerous substances. For information on the types in question please contact your nearest Infineon Technologies Office.

Infineon Technologies Components may only be used in life-support devices or systems with the express written approval of Infineon Technologies, if a failure of such components can reasonably be expected to cause the failure of that life-support device or system, or to affect the safety or effectiveness of that device or system.

Life support devices or systems are intended to be implanted in the human body, or to support and/or maintain and sustain and/or protect human life. If they fail, it is reasonable to assume that the health of the user or other persons may be endangered.