

Main

Range of product	Magelis XBTGT
Product or component type	Advanced touchscreen panel
Display type	Backlit colour TFT LCD
Display colour	65536 colours
Display resolution	800 x 600 pixels SVGA
Display size	10.4 inch
Software type	Configuration software
Software designation	Vijeo Designer
Operating system	Magelis
Processor name	CPU RISC
Processor frequency	266 MHz
Memory description	Application memory flash EPROM 32 MB Back up of data SRAM 512 kB lithium battery
Integrated connection type	2 USB type A master port (V1.1) Ethernet TCP/IP RJ45 3 digital output removable screw terminal block Audio output removable screw terminal block COM1 serial link male SUB-D 9 RS232C/RS422/ RS485 <= 115.2 kbits/s COM2 serial link RJ45 RS485 <= 187.5 kbit/s Siemens MPI (187.5 kbits/s) Digital input removable screw terminal block Power supply removable screw terminal block
Resistance to electro-static discharge	6 kV IEC 61000-4-2 level 3
Cut-out dimensions	259 (+ 1/- 0) x 201 (+ 1/- 0) mm

Complementary

Touch sensitive zone	1024 x 1024
Touch panel	Analogue
Backlight lifespan	50000 hours
Brightness	8 levels via touch panel
Character font	ASCII (European characters) Chinese (simplified Chinese) Japanese (ANK, Kanji) Korean Taiwanese (traditional Chinese)
[Us] rated supply voltage	24 V DC
Supply	External source
Supply voltage limits	19.2...28.8 V
Inrush current	<= 30 A
Power consumption	30 W
Local signalling	1 LED (green or orange) for normal operation or backlighting faulty
Number of pages	Limited by internal memory capacity
Downloadable protocols	FIPWAY Telemecanique Modicon Modbus Plus Telemecanique Modicon Modbus TCP Telemecanique Modicon Modbus Telemecanique Modicon Third party protocols Mitsubishi Melsec Third party protocols Omron Sysmac Third party protocols Rockwell Automation Allen-Bradley Third party protocols Siemens Simatic Uni-TE Telemecanique Modicon

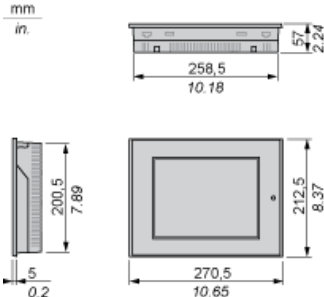
The information provided in this document contains general descriptions and/or technical characteristics of the performance of the products contained herein. This documentation is not intended as a substitute for and is not to be used for determining suitability or reliability of these products for specific user applications. It is the duty of any such user or integrator to perform the appropriate and complete risk analysis, evaluation and testing of the products with respect to the relevant specific application or use thereof. Neither Schneider Electric Industries SAS nor any of its affiliates or subsidiaries shall be responsible or liable for misuse of the information contained herein.

Realtime clock	Built-in
Memory type	1 slot for Compact Flash card (128 MB to 1 GB)
Integrated slot type	For 1 fieldbus communication card (Device Net, Profibus DP)
Port Ethernet	10BASE-T/100BASE-TX
Product mounting	Flush mounting
Fixing mode	By 4 screw clamps By 4 spring clips
Front material	Aluminium alloy
Enclosure material	PPT
Marking	CE
Width	270.5 mm
Height	212.5 mm
Depth	57 mm
Product weight	2.5 kg

Environment

Immunity to microbreaks	<= 5 ms
Standards	EN 61131-2 FCC Class A IEC 61000-6-2 UL 1604 UL 508
Product certifications	C-Tick CULus UL Class 1 Division 2 T4A UL Class 1 Division 2 T5
Ambient air temperature for operation	0...50 °C
Ambient air temperature for storage	-20...60 °C
Relative humidity	0...90 % without condensation
Operating altitude	< 2000 m
IP degree of protection	IP20 (rear panel) conforming to IEC 60529 IP65 (front panel) conforming to IEC 60529
NEMA degree of protection	NEMA 4X front panel (indoor use)
Shock resistance	15 gn for 11 ms conforming to IEC 60068-2-27
Vibration resistance	1 gn conforming to IEC 60068-2-6 (f = 9...150 Hz) 3.5 mm conforming to IEC 60068-2-6 (f = 5...9 Hz)
Resistance to electromagnetic fields	10 V/m conforming to IEC 61000-4-3
Resistance to fast transients	2 kV level 3 conforming to IEC 61000-4-4

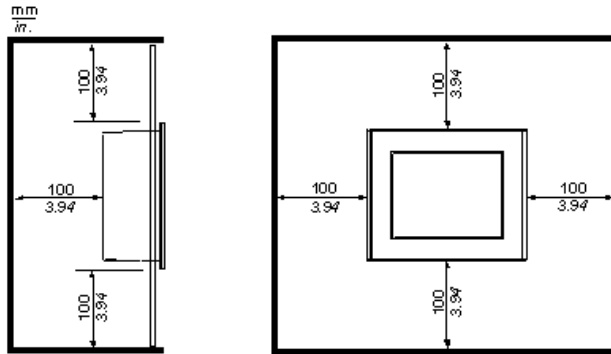
Dimensions



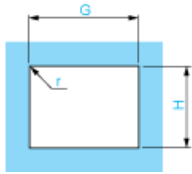
Clearance

Installation Requirements

For easier maintenance, operation and improved ventilation, be sure to install the unit at least 100 mm (3.94 in) away from adjacent structures and other equipment:



Panel Cut-out Dimensions



Dimensions in mm

Graphic Display Terminal	Cut-out for Flush Mounting			
H (-/+ 0.1 mm)	G (-/+ 0.1 mm)	r	Panel Thickness	
XBTGT1105 XBTGT1135 XBTGT1335	92.5	118	3 max.	1.6 ... 5
XBTGT2110 XBTGT2120 XBTGT2130 XBTGT2220 XBTGT2330	123.5	156	3 max.	1.6 ... 5
XBTGT4230 XBTGT4330 XBTGT4340	159.5	204.5	3 max.	1.6 ... 10
XBTGT5230 XBTGT6330 XBTGT6340	227.5	301.5	3 max.	1.6 ... 10
XBTGT5330 XBTGT5340	201	259	3 max.	1.6 ... 10
XBTGT7340	282.5	383.5	3 max.	1.6 ... 10

Dimensions in in.

Graphic Display Terminal	Cut-out for Flush Mounting			
H (-/+0.004 in.)	G (-/+0.004 in.)	r	Panel Thickness	
XBTGT1105 XBTGT1135 XBTGT1335	3.64	4.65	0.12 max.	0.06 ... 0.20
XBTGT2110 XBTGT2120 XBTGT2130 XBTGT2220 XBTGT2330	4.86	6.14	0.12 max.	0.06 ... 0.20
XBTGT4230 XBTGT4330 XBTGT4340	6.28	8.05	0.12 max.	0.06 ... 0.39
XBTGT5230 XBTGT6330 XBTGT6340	8.96	11.87	0.12 max.	0.06 ... 0.39
XBTGT5330 XBTGT5340	7.91	10.20	0.12 max.	0.06 ... 0.39
XBTGT7340	11.12	15.10	0.12 max.	0.06 ... 0.39