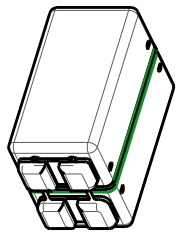
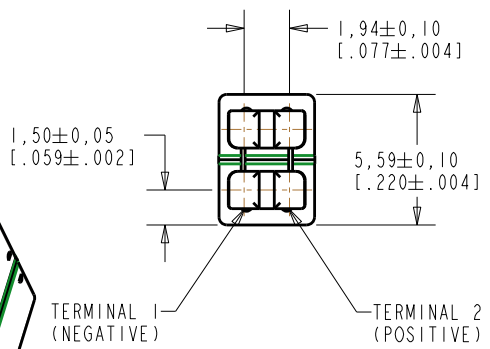
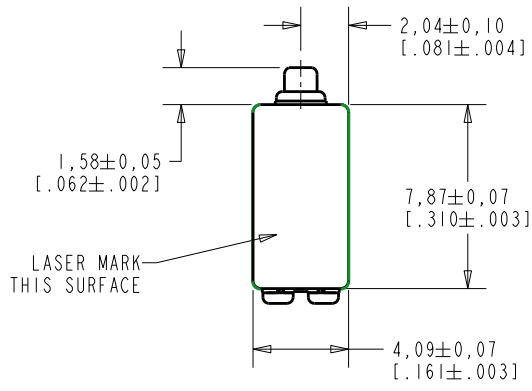


DTEC-30008-000
SHT 1.1



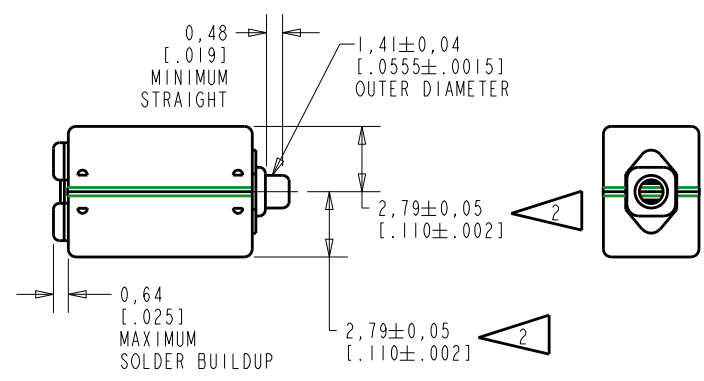
NOMINAL WEIGHT
 .71 GRAMS

DIMENSIONS IN MILLIMETERS [INCHES]

NOTES:

1. A POSITIVE GOING VOLTAGE AT TERMINAL 2, RELATIVE TO TERMINAL 1, CAUSES A DECREASE IN PRESSURE AT THE SOUND OUTLET.

2. LOCATED FROM TWO SURFACES FOR CUSTOMER CONVENIENCE. ONLY APPLICABLE FROM ONE SURFACE, NOT TO BE USED TOGETHER. HORIZONTAL LOCATION FOR TERMINAL CENTERED TO ±0.17 [0.007].



Revision	C.O. #	Implementation Date	RELEASE LEVEL	REVISION
			Active	D
D	C10107030	1-30-08		
SCALE: 4:1			DR. BY: SDZ	DATE: 7-05-06
DO NOT SCALE DRAWING				
TITLE: RECEIVER		DTEC-30008-000		GJP
OUTLINE DRAWING		SHT 1.1		DATE: 7-20-06
			APP. BY: GJP	DATE: 7-20-06

KNOWLES ELECTRONICS
 ITASCA, ILLINOIS U.S.A.

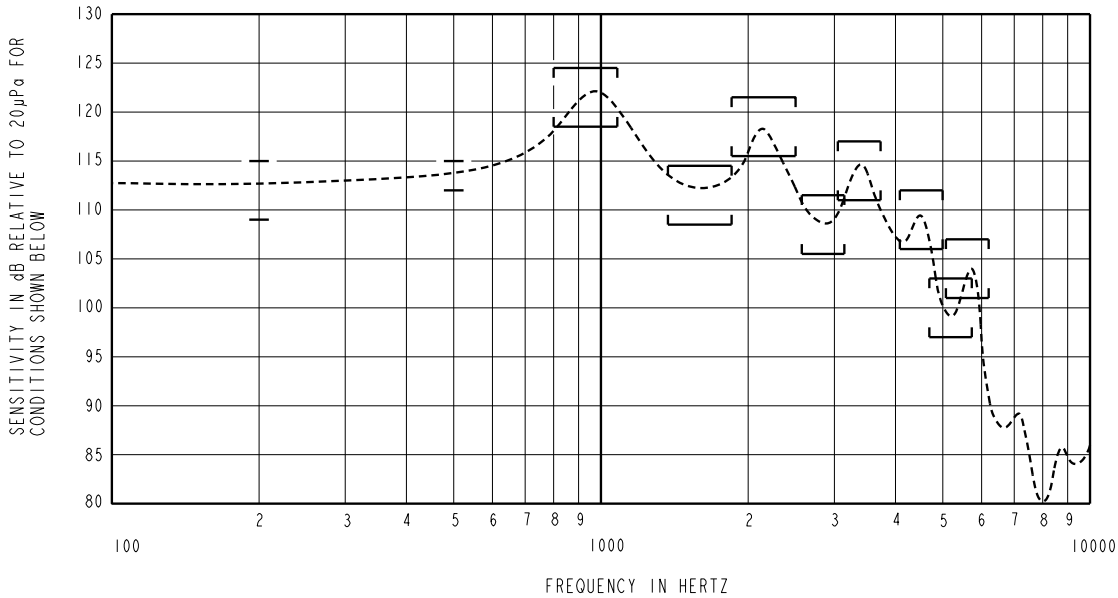
THE DTEC-30008-000 IS A PAIR OF BALANCED ARMATURE RECEIVERS INTENDED FOR USE IN BTE HEARING AIDS, AND IS THE SAME SIZE AS AN EF RECEIVER.

NO DAMPING

DTEC-30008-000
SHEET 2.1

NOTE: SPECIFICATIONS FOLLOWED BY AN ASTERISK (*) ARE 100% TESTED.

CONSTANT VOLTAGE DRIVE CONDITIONS



ACOUSTICAL

SENSITIVITY*
DEVICE WILL PRODUCE THE SPL LISTED BELOW UNDER TEST CONDITIONS DESCRIBED IN TABLE 3. NOMINAL SENSITIVITY AT 1000 Hz IS dB RELATIVE TO 20µPa. ALL OTHER VALUES IN dB RELATIVE TO THE SENSITIVITY AT 500 Hz.

FREQUENCY (Hz)	MINIMUM	NOMINAL	MAXIMUM
200	-4.5	-1.5	+1.5
500	-1.5	113.5	+1.5
800-1080	+5.0	+8.0	+11.0
1370-1850	-5.0	-2.0	+1.0
1850-2500	+2.0	+5.0	+8.0
2575-3145	-8.0	-5.0	-2.0
3050-3730	-2.5	+0.5	+3.5
4085-4995	-7.5	-4.5	-1.5
4690-5730	-16.5	-13.5	-10.5
5075-6205	-12.5	-9.5	-6.5

TABLE 1

TOTAL HARMONIC DISTORTION*
DEVICE WILL NOT EXCEED TOTAL HARMONIC DISTORTION LEVELS LISTED BELOW.

FREQUENCY (Hz)	AC DRIVE (V rms)	DC BIAS (mA)	LIMIT (%)
315	0.154	0	5
470	0.154	0	5
470	0.308	0	10

TABLE 2

TEST CONDITIONS

NOMINAL SOURCE VOLTAGE	0.154 V rms, TO DELIVER 0.70 mVA AT 500 Hz
SOURCE IMPEDANCE	<1 Ohm
TUBING	8mm X 1mm ID + 28mm X 1.5mm ID EAR HOOK SIMULATOR + 25mm X 2mm ID TUBE + 18mm X 3mm ID TUBE
COUPLER CAVITY	2 cm ³ , SIMULATED ANSI S3.7 TYPE HA-3 (IEC 126)

TABLE 3

ELECTRICAL

DC RESISTANCE	23.0 OHMS ± 10% *
IMPEDANCE @ 500 Hz	31.5 OHMS ± 15% *
INDUCTANCE @ 500 Hz	5.1 mH ± 15%
CAPACITANCE @ 10 MHz	18 pF ± 20%

TABLE 4

ISOLATION: CASE WILL BE ELECTRICALLY ISOLATED FROM THE COIL CIRCUIT.*

MECHANICAL

PORT LOCATION: 12S

SOLDER TYPE: SAC305

TEMPERATURE

OPERATING: SENSITIVITY WILL NOT VARY MORE THAN
+/- 3 dB FROM -17°C TO 63°C

STORAGE: -40°C TO 63°C

KNOWLES ELECTRONICS
ITASCA, ILLINOIS U.S.A.

Revision	C.O. #	Implementation Date	RELEASE LEVEL	REVISION
			Active	D
D	C10107030	1-30-08		
WHEN TEST LIMITS ARE USED TO ESTABLISH INCOMING INSPECTION ACCEPTANCE/REJECTION CRITERIA, CORRELATION OF TEST EQUIPMENT WITH KNOWLES IS ALSO REQUIRED FOR ELIMINATION OF EQUIPMENT AND TEST METHOD VARIATION			DR. BY	DATE
TITLE: RECEIVER			SDZ	7-05-06
			DTEC-30008-000	
PERFORMANCE SPECIFICATION			GJP	7-20-06
			APP. BY	DATE
			GJP	7-20-06

SHT 2.1