

HE3600 Miniature S.I.L. Relay Features and Benefits



Features

- Miniature single in line
- Optional coil suppression diode to protect coil drive circuits
- Normally open contact version
- Specialist ATE version
- External magnetic shield option
- Diode suppression option

Benefits

- Sub-miniature size and single in line configuration allows very high packing densities, minimising space and cost
- Designed specifically to meet the ATE environment
- Lower power coil consumption than competing electromechanical devices
- Hermetically sealed switching contact is immune to the effects of its environment
- Transfer moulded package gives maximum component protection

Applications

- Telecoms
- Instrumentation
- Process
- Automatic Test Equipment

DIMENSIONS (in) mm

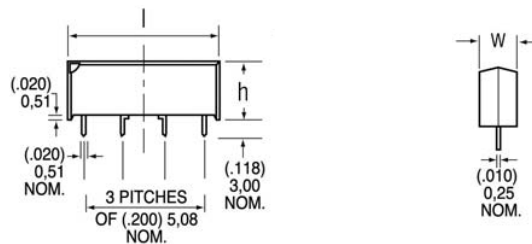
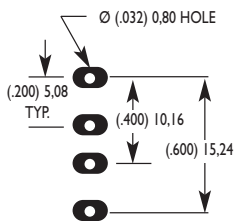


Table I

Relay Type	Body Type	l	w	h
HE3600	Transfer Molded	(.750) 19,05	(.200) 5,08	(.300) 7,62
	External Shield	(.795) 20,20	(.238) 6,05	(.310) 7,87

HE3600 PCB LAYOUT (Bottom View)



ORDERING INFORMATION

PART NUMBER HE36XX X XX XX

Model Number

- HE3621 - Standard
- HE3671 - Data Switching

Contact Type

- A - Form A (SPST-NO)

Standard Coil

- 05 - 5 Volt
- 12 - 12 Volt
- 24 - 24 Volt

General Options

- 00 - No Options
- 10 - Diode Suppressed Coil
- 40 - External Magnetic Shield
- 50 - External Magnetic Shield and diode

EXAMPLE: The HE3621A0550 is a I Form relay with a 5 Volt coil and external magnetic shield and diode

See next page for: **Electrical and Operating Characteristics Description and Coil Characteristics**

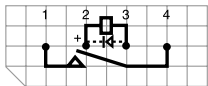
Hamlin USA Tel: +1 920 648 3000 • Fax: +1 920 648 3001 • Email: sales.us@hamlin.com
Hamlin UK Tel: +44 (0)1379 649700 • Fax: +44 (0)1379 649702 • Email: sales.uk@hamlin.com
Hamlin Germany Tel: +49 (0) 6142 923920 • Fax: +49 (0) 6142 923921 • Email: sales.de@hamlin.com
Hamlectrol France Tel: +33 (0) 1 6047 3000 • Fax: +33 (0) 1 6015 9136 • Email: sales.fr@hamlin.com

ISSUE No: 4 DATE: 1/5/3

Table 2 HE3600 Series  **Electrical and Operating Characteristics @ 25°C.**

Contact Type			Form A SPST-NO Standard	Form A SPST-NO Data Switching
Relay Types			HE3621A	HE3671A
CONTACT RATINGS	Power, Switching	Watt - max.	10	10
Contact Hamlin for specific load/life details	Voltage, Switching	Vdc - max.	200	200
	Current, Switching	A - max.	0.5	0.5
	Current, Carry	A - max.	1.2	0.8
VOLTAGE HOLD-OFF	Across Open Contacts	Vdc - min.	250	250
	Contacts to Coil	Vac - min.	1500	1500
	Between Isolated Terminals	Vac - min.	1500	1500
RESISTANCE	Contact, Initial	Ω - max.	0.150	0.100
	Insulation: Across Open Contacts	Ω - min.	10 ¹⁰	10 ¹¹
	Between Isolated Terminals	Ω - min.	10 ¹⁰	10 ¹¹
TIMING	Operate Time	ms - max.	0.5	0.5
	Release Time	ms - max.	0.5	0.5
ENVIRONMENTAL	Temperature, Operating	°C	-40 to +85	-40 to +85
	Temperature, Storage	°C	-40 to +105	-40 to +105
	Vibration Resistance	G - max.	20	20
		10-2000 Hz.		
	Shock Resistance	G - max.	50	50
		11 ms, ½ sine		

Table 3 HE3600 Series Miniature Relay **Coil Characteristics @ 25°C.**

Contact Form & Type	Electrical & Operating Characteristics	Dimensions	Part Number	Nominal Coil Voltage Vdc	Coil Resistance ±10% Ohms	Must Operate Vdc	Must Release Vdc	Maximum Coil Voltage Vdc	Top View 2,54 mm, 0.1 in. Grid Dot on Case: Pin 1 Numbers not printed on case.
IA SPST-NO	See Table 2	See Table 1	HE3621A0500 HE3671A0500 HE3621A1200 HE3671A1200 HE3621A2400 HE3671A2400	5 12 24	500 1000 2150	3.75 8.0 16.0	0.5 1.0 2.0	14 22 31	

INFORMATION PROVIDED ON THIS DATA SHEET IS PROVIDED FOR INFORMATION PURPOSES ONLY AND SHOULD NOT BE RELIED UPON AS BEING ACCURATE FOR ANY PARTICULAR PURPOSE. Product performance may be affected by the application to which the product is put. Upon request, HAMLIN will assist purchasers by providing information specific to any particular application. HAMLIN disclaims any and all liability whatsoever for any purchaser's reliance upon the information contained on this data sheet without further consultation with authorised representatives of HAMLIN.