

Advantages of a Full Featured 700 Series Relay

Since the launch of the 700 series relays in 2000, this product line has continuously evolved both functionally and visually. The 700 series product line has the perfect mix of historical Magnecraft relay quality combined with a dynamic arsenal of options. When mated with the Magnecraft sockets and accessories, these RoHS compliant relays provide a complete modular system that will meet all your plug-in relay requirements in a package that is both visually appealing and functionally outstanding.

- Offers a “one stop solution” for your power management system.
- Several Contact configurations and materials to meet your individual needs.
- Plug-In switching capabilities from 10 mA to 20 Amps.
- Several Feature Code and Operation combinations available for all budgets.
- Ejector clips, ribbed relay housings and space-saving sockets allow for easy removal from crowded DIN rails.
- Color and appearance designed for high visibility in all environments.
- Wiring diagrams include NEMA and IEC standards.
- Engineering availability allows for customized relay solutions.




Removable Lock-Down Door
When Activated, Locks Push Button and Contacts in the Powered Position.

Color-Coded Push Button
Allows Manual Operation of Relay.
AC Coils Red or DC Coils Blue.

Finger Grip Cover
Easy Removal of Relay from Socket.

Gold Flashed Contacts
Prevents Premature Oxidation and Increases Shelf-life.



Contact Viewing Window
Shows Position of Contacts.

Isolated Input and Output Terminals
Separates Control Circuits from Load Circuits.



Slim Design
Minimizes Space on DIN Rail.

Module Compatible
Allows for Optional Protection or LED Modules to be Used With Sockets.



2-Way Side or DIN Rail Mounting System
Retrofits Existing Panel Mounting and 35mm DIN Rail.


The Complete System Solution!

Flag Indicator
Shows Relay Status in Manual or Powered Condition.



Bi-Polar LED Status Lamp
Shows Coil "ON" or "OFF" Status.

I.D. Tag/Write-On Plastic Label
Used for Identification of Relays in Multi-Relay Circuits.




Mating Hold-Down Clip Available
Safely Secures Relay to Socket.



Finger-Safe
Protects Operators from Live Circuits.

I.D. Tag/Write-On Plastic Label
Used to Match Wire Identification Tags with Socket Connections.

Internal Coil Bus Jumper System
Allows Connection to Adjacent Sockets Without Additional Wiring.




Advantages of a Plain Cover 700 Series Relay

The Plain Cover Super Series relays support budget minded applications with premium performance. Maintaining the same ratings and internal components as the Full Feature Series; the Plain Cover Series perform as well as premium relays while maintaining low costs by offering several option configurations.

Finger Grip Cover
Easy Removal of Relay from Socket.

Contact Viewing Window
Shows Position of Contacts.



Gold Flashed Contacts
Prevents Premature Oxidation and Increases Shelf-life.

- Offers a “one stop solution” for your power management system.
- Several Contact configurations and materials to meet your individual needs.
- Plug-In switching capabilities from 10 mA to 20 Amps.
- Several Feature Code and Operation combinations available for all budgets.
- Ejector clips, ribbed relay housings and space-saving sockets allow for easy removal from crowded DIN rails.
- Color and appearance designed for high visibility in all environments.
- Wiring diagrams include NEMA and IEC standards.
- Engineering availability allows for customized relay solutions.

Isolated Input and Output Terminals
Separates Control Circuits from Load Circuits.

Slim Design
Minimizes Space on DIN Rail.



Module Compatible
Allows for Optional Protection or LED Modules to be Used With Sockets.

2-Way Side or DIN Rail Mounting System
Retrofits Existing Panel Mounting and 35mm DIN Rail.




The Complete System Solution!

Flag Indicator
Shows Relay Status in Manual or Powered Condition.



Optional Bi-Polar LED Status Lamp
Shows Coil "ON" or "OFF" Status.




I.D. Tag/Write-On Plastic Label
Used for Identification of Relays in Multi-Relay Circuits.


Mating Hold-Down Clip Available
Safely Secures Relay to Socket.



Finger-Safe
Protects Operators from Live Circuits.



782 Ice Cube Relays/3PDT, 3-10 Amp Rating (DC & AC)



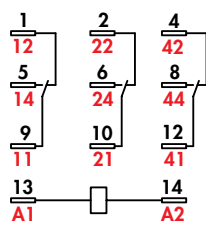
General Specifications

(UL 508)

782XCX2

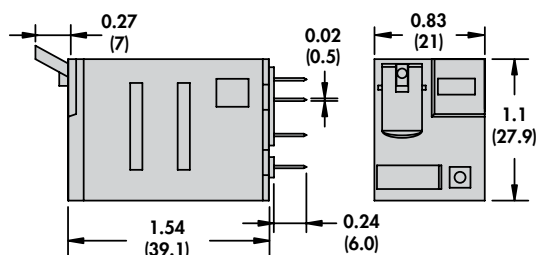
Contact Characteristics		Units	Standard	
Number and type of Contacts			3PDT	
Contact materials			Silver Alloy	
Thermal (Carrying) Current		A	10	
Maximum Switching Voltage		V	300	
Switching Current @ Voltage	~	Resistive	10A @ 120V 50/60Hz	
	~	Resistive	8A @ 277V 50/60Hz	
	⋮	Resistive	8A @ 28V	
	⋮	HP	1/3 @ 120VAC	
Minimum Switching Requirement	⋮	HP	1 @ 277 VAC	
	⋮	Pilot Duty	B300	
	⋮	mA	100 @ 5VDC (.5W)	
Coil Characteristics				
Voltage Range	~	V	6...240	
	⋮	V	6...125	
Operating Range	~	% of Nominal	85% to 110%	
	⋮		80% to 110%	
Average consumption	~	VA	1.2	
Drop-out voltage threshold	~	W	0.9	
	⋮		15%	
Performance Characteristics				
	Electrical Life (UL508)	Operations @ Rated Current	(Resistive)	200,000
Mechanical Life	Unpowered			10,000,000
Operating time (response time)			ms	20
Dielectric strength	Between coil and contact	~	V(rms)	1500
	Between poles	~	V(rms)	1500
	Between contacts	~	V(rms)	1500
Environment				
Product certifications	Standard version			UL, CSA, CE
Ambient air temperature around the device	Storage		°C	-40...+85
	Operation		°C	-40...+55
Vibration resistance	Operational		g-n	3, 10 - 55 Hz
Shock resistance			g-n	10
Degree of protection				IP 40
Weight			grams	36

782XCX2

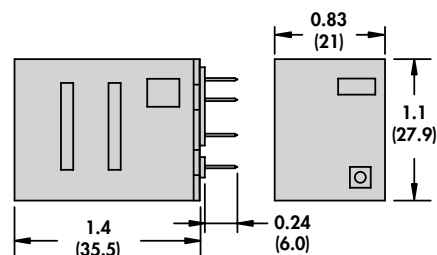


NEMA IEC
Wiring Diagram
Bottom View

Full Featured Dimensions



Plain Cover Dimensions





Full Featured

NEW
NEW
NEW
NEW
NEW



Plain Cover

Standard Part Numbers

BOLD-FACED PART NUMBERS ARE NORMALLY STOCKED

Nominal Voltage	Coil Resistance	3PDT Part Number (Full Feature) 10 Amp	3PDT Part Number (Plain Cover) 10 Amp
AC Operated			
6 VAC 50/60 Hz	9.6 Ohms	782XCX2M4L-6A	782XCX2C-6A
12 VAC 50/60 Hz	46 Ohms	782XCX2M4L-12A	782XCX2C-12A
24 VAC 50/60 Hz	180 Ohms	782XCX2M4L-24A	782XCX2C-24A
120 VAC 50/60 Hz	4430 Ohms	782XCX2M4L-120A	782XCX2C-120A
220-230 VAC 50/60 Hz	15000 Ohms	782XCX2M4L-220/230A	782XCX2C-220/230A
240 VAC 50/60 Hz	15720 Ohms	782XCX2M4L-240A	782XCX2C-240A
DC Operated			
6 VDC	40 Ohms	782XCX2M4L-6D	782XCX2C-6D
12 VDC	160 Ohms	782XCX2M4L-12D	782XCX2C-12D
24 VDC	650 Ohms	782XCX2M4L-24D	782XCX2C-24D
48 VDC	2600 Ohms	782XCX2M4L-48D	782XCX2C-48D
110-125 VDC	11000 Ohms	782XCX2M4L-110/125D	782XCX2C-110/125D

Custom Relay Part Number Builder

Series	Contact Config.	Contact Code	Cover Options	Terminal Style	Feature Options	Coil Voltage
782	XCX	2	C	T	M4L-	240A
782	XCX = 3PDT	10 Amp Silver Alloy = 2	Full Feature = No Code Plain Cover = C	Plug In = No Code PC terminal = T	Side Push Button = M Locking Push Button = M4 Bi-Polar LED = L	VAC = 6 - 240A VDC = 6 - 125D

Relay Adapters



16-782PC-1
Metal Hold-Down Clip
Section 3, p.8-11

16-782C1
Section 3, p.14-16



16-782C
Section 3, p.14-16

