



Main

| | |
|--|---|
| Range of product | Magelis XBTGT |
| Product or component type | Advanced touchscreen panel |
| Display type | Backlit colour STN LCD |
| Display colour | 4096 colours |
| Display resolution | 640 x 480 pixels VGA |
| Display size | 7.5 inch |
| Software type | Configuration software |
| Software designation | Vijeo Designer |
| Operating system | Magelis |
| Processor name | CPU RISC |
| Processor frequency | 266 MHz |
| Memory description | Application memory flash EPROM 32 MB Back up of data SRAM 512 kB lithium battery |
| Integrated connection type | Ethernet TCP/IP RJ45 USB type A master port (V1.1) 3 digital output removable screw terminal block Audio output removable screw terminal block COM1 serial link male SUB-D 9 RS232C/RS422/ RS485 <= 115.2 kbits/s COM2 serial link RJ45 RS485 <= 187.5 kbit/s Siemens MPI (187.5 kbits/s) Digital input removable screw terminal block Power supply removable screw terminal block |
| Resistance to electro-static discharge | 6 kV IEC 61000-4-2 level 3 |
| Cut-out dimensions | 204.5 (+ 1/- 0) x 159.5 (+ 1/- 0) mm |

Complementary

| | |
|---------------------------|---|
| Touch sensitive zone | 1024 x 1024 |
| Touch panel | Analogue |
| Backlight lifespan | 54000 hours |
| Brightness | 8 levels via touch panel |
| Contrast | 8 levels via touch panel |
| Character font | ASCII (European characters) Chinese (simplified Chinese) Japanese (ANK, Kanji) Korean Taiwanese (traditional Chinese) |
| [Us] rated supply voltage | 24 V DC |
| Supply | External source |
| Supply voltage limits | 19.2...28.8 V |
| Inrush current | <= 30 A |
| Power consumption | 28 W |
| Local signalling | 1 LED (green or orange) for normal operation or backlighting faulty |
| Number of pages | Limited by internal memory capacity |

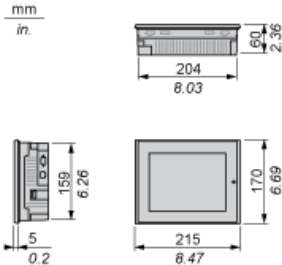
The information provided in this document contains general descriptions and/or technical characteristics of the performance of the products contained herein. This documentation is not intended as a substitute for and is not to be used for determining suitability or reliability of these products for specific user applications. It is the duty of any such user or integrator to perform the appropriate and complete risk analysis, evaluation and testing of the products with respect to the relevant specific application or use thereof. Neither Schneider Electric Industries SAS nor any of its affiliates or subsidiaries shall be responsible or liable for misuse of the information contained herein.

| | |
|------------------------|--|
| Downloadable protocols | FIPWAY Telemecanique Modicon Modbus Plus Telemecanique Modicon Modbus TCP Telemecanique Modicon Modbus Telemecanique Modicon Third party protocols Mitsubishi Melsec Third party protocols Omron Sysmac Third party protocols Rockwell Automation Allen-Bradley Third party protocols Siemens Simatic Uni-TE Telemecanique Modicon |
| Realtime clock | Built-in |
| Memory type | 1 slot for Compact Flash card (128 MB to 1 GB) |
| Integrated slot type | For 1 fieldbus communication card (Device Net, Profibus DP) |
| Port Ethernet | 10BASE-T/100BASE-TX |
| Product mounting | Flush mounting |
| Fixing mode | By 4 screw clamps By 4 spring clips |
| Front material | Aluminium alloy |
| Enclosure material | PPT |
| Marking | CE |
| Width | 215 mm |
| Height | 170 mm |
| Depth | 60 mm |
| Product weight | 1.8 kg |

Environment

| | |
|---------------------------------------|---|
| Immunity to microbreaks | <= 10 ms |
| Standards | CSA C22-2 No 14 EN 61131-2 FCC Class A IEC 61000-6-2 UL 1604 UL 508 |
| Product certifications | ATEX zone 2/22 CSA Class 1 Division 2 T4A CSA Class 1 Division 2 T5 C-Tick CULus UL Class 1 Division 2 T4A UL Class 1 Division 2 T5 |
| Ambient air temperature for operation | 0...50 °C |
| Ambient air temperature for storage | -20...60 °C |
| Relative humidity | 10...90 % without condensation |
| Operating altitude | < 2000 m |
| IP degree of protection | IP20 (rear panel) conforming to IEC 60529 IP65 (front panel) conforming to IEC 60529 |
| NEMA degree of protection | NEMA 4X front panel (indoor use) |
| Shock resistance | 15 gn for 11 ms conforming to IEC 60068-2-27 |
| Vibration resistance | 1 gn conforming to IEC 60068-2-6 (f = 9...150 Hz) 3.5 mm conforming to IEC 60068-2-6 (f = 5...9 Hz) |
| Resistance to electromagnetic fields | 10 V/m conforming to IEC 61000-4-3 |
| Resistance to fast transients | 2 kV level 3 conforming to IEC 61000-4-4 |

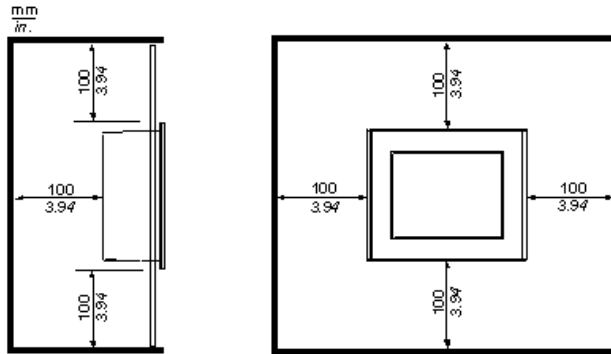
Dimensions



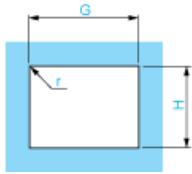
Clearance

Installation Requirements

For easier maintenance, operation and improved ventilation, be sure to install the unit at least 100 mm (3.94 in) away from adjacent structures and other equipment:



Panel Cut-out Dimensions



Dimensions in mm

| Graphic Display Terminal | Cut-out for Flush Mounting | | | |
|---|----------------------------|-------|-----------------|------------|
| H (-/+ 0.1 mm) | G (-/+ 0.1 mm) | r | Panel Thickness | |
| XBTGT1105 XBTGT1135 XBTGT1335 | 92.5 | 118 | 3 max. | 1.6 ... 5 |
| XBTGT2110 XBTGT2120 XBTGT2130 XBTGT2220 XBTGT2330 | 123.5 | 156 | 3 max. | 1.6 ... 5 |
| XBTGT4230 XBTGT4330 XBTGT4340 | 159.5 | 204.5 | 3 max. | 1.6 ... 10 |
| XBTGT5230 XBTGT6330 XBTGT6340 | 227.5 | 301.5 | 3 max. | 1.6 ... 10 |
| XBTGT5330 XBTGT5340 | 201 | 259 | 3 max. | 1.6 ... 10 |
| XBTGT7340 | 282.5 | 383.5 | 3 max. | 1.6 ... 10 |

Dimensions in in.

| Graphic Display Terminal | Cut-out for Flush Mounting | | | |
|---|----------------------------|-------|-----------------|---------------|
| H (-/+0.004 in.) | G (-/+0.004 in.) | r | Panel Thickness | |
| XBTGT1105 XBTGT1135 XBTGT1335 | 3.64 | 4.65 | 0.12 max. | 0.06 ... 0.20 |
| XBTGT2110 XBTGT2120 XBTGT2130 XBTGT2220 XBTGT2330 | 4.86 | 6.14 | 0.12 max. | 0.06 ... 0.20 |
| XBTGT4230 XBTGT4330 XBTGT4340 | 6.28 | 8.05 | 0.12 max. | 0.06 ... 0.39 |
| XBTGT5230 XBTGT6330 XBTGT6340 | 8.96 | 11.87 | 0.12 max. | 0.06 ... 0.39 |
| XBTGT5330 XBTGT5340 | 7.91 | 10.20 | 0.12 max. | 0.06 ... 0.39 |
| XBTGT7340 | 11.12 | 15.10 | 0.12 max. | 0.06 ... 0.39 |