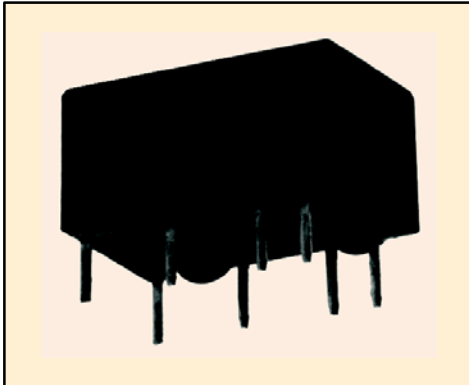
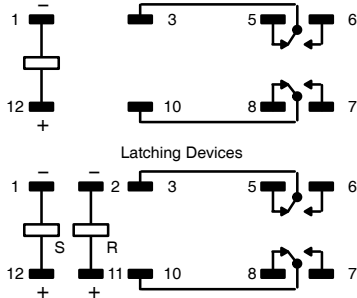


## Features

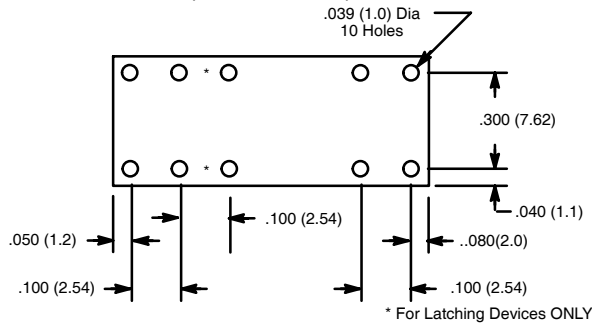
- High Sensitivity
- Small Size
- Low Power Consumption
- Fully Sealed Construction
- Latching Type (C-Suffix)



DPDT, 2 Form "C"



Mounting Holes (Bottom View)



### DC OPERATED

NTE Type No.	Nom. Volt.	Contact Arr.	Coil Res. Ohms (Typ)	Approx. Nom. Power	Max. Contact Cur. @ 30VDC or 30VAC	Diag No.
R72-11D1-5	5VDC	DPDT	125	200mW	1A/0.5A	D45
R72-11D1-5C	5VDC	DPDT	125	200mW	1A/0.5A	D45
R72-11D1-6	6VDC	DPDT	180	200mW	1A/0.5A	D45
R72-11D1-6C	6VDC	DPDT	180	200mW	1A/0.5A	D45
R72-11D1-12	12VDC	DPDT	720	200mW	1A/0.5A	D45
R72-11D1-12C	12VDC	DPDT	720	200mW	1A/0.5A	D45
R72-11D1-24	24VDC	DPDT	2,880	200mW	1A/0.5A	D45
R72-11D1-24C	24VDC	DPDT	2,880	200mW	1A/0.5A	D45

### ACCESSORIES

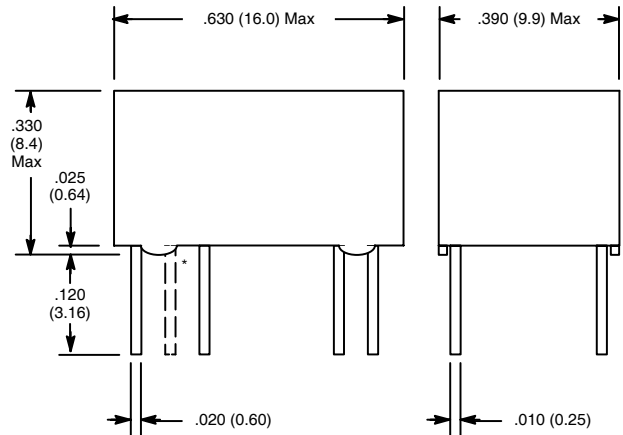
MOUNTING STYLES	DESCRIPTION	NTE TYPE NO.
PC MOUNT	14-Lead DIP	NTE409

# R72 Series



## Subminiature, DPDT, 1 Amp Relay for Office Automation and Test and Measurement.

### D45



\* For Latching Devices ONLY

## Electrical Specifications

### Contact

Rating: 0.5A at 30VAC, 1A at 30VDC  
 Material: Ag (Au clad)

### Coil

Coil Voltages: See Chart  
 Pick-up Voltages: 70% max of rated voltage  
 80% max (Set, Latching)  
 80% max (Reset, Latching)

Drop-out Voltages: 10% min of rated voltage

Resistance: See Chart

### Operational Characteristics

Timing Value: . . . . Operate Time: 5 mS max  
 Release Time: 5 mS max

### Insulation Characteristics

#### Dielectric Strength

Between Coil & Contacts: 1000 VAC  
 Between Set and Reset Coils: 250 VAC (Latching)  
 Between Contacts of Same Polarity: 750 VAC  
 Between Contacts of Different Polarity: 1000 VAC  
 Resistance: 50 megohms max.

### Environmental Characteristics

Operating: -40°C to +70°C

### Life

Mechanical: 50,000,000 (Latching 1,000,000) operations min  
 (at 18,000 operations/hr)

### Weight

Std: 0.11 oz (3 grams) approx.