
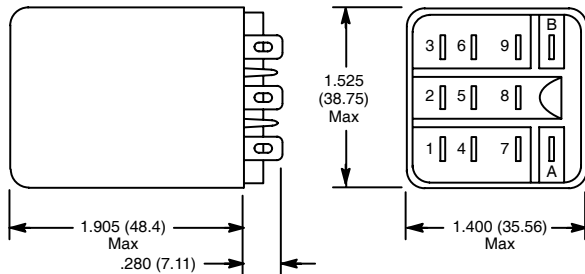


Features

- Magnetic Latching
- Solder/Plug-In
- .187" (4.75mm) Quick Connect Terminals
- SPDT or DPDT
- Dual Coil Version – "C" Suffix
- Non-Mechanical Latches



D50



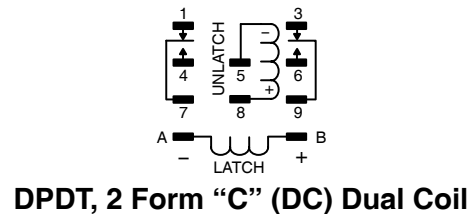
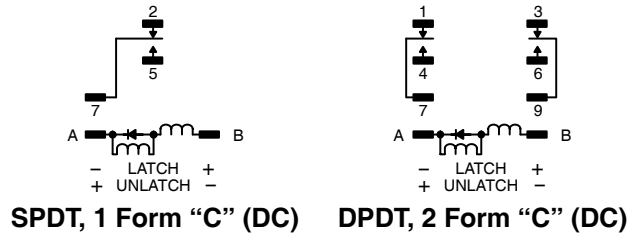
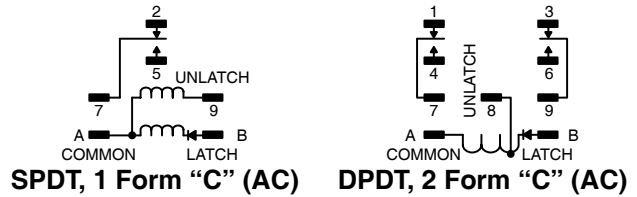
| AC OPERATED | | | | | | |
|---------------|------------|--------------|------------------------------------|------------|-------------------------------------|----------|
| NTE Type No. | Nom. Volt. | Contact Arr. | Coil Res. Latch/Unlatch Ohms (Typ) | Nom. Power | Max. Contact Cur. @ 28VDC or 120VAC | Diag No. |
| R50-5A10-120 | 120VAC | SPDT | 2090/17430 | 1.7VA | 10A | D50 |
| R50-11A10-120 | 120VAC | DPDT | 2090/17430 | 1.7VA | 10A | D50 |
| DC OPERATED | | | | | | |
| R50-5D10-24 | 24VDC | SPDT | 472/1152 | 1.2W | 10A | D50 |
| R50-11D10-12 | 12VDC | DPDT | 120/275 | 1.2W | 10A | D50 |
| R50-11D10-12C | 12VDC | DPDT | 88/275 | 1.2W | 10A | D50 |
| R50-11D10-24 | 24VDC | DPDT | 472/1152 | 1.2W | 10A | D50 |
| R50-11D10-24C | 24VDC | DPDT | 330/1070 | 1.2W | 10A | D50 |

| ACCESSORIES | | |
|-------------------------------|--------------|--------------|
| MOUNTING STYLES | DESCRIPTION | NTE TYPE NO. |
| SURFACE MOUNT SCREW TERMINALS | 11-PIN BLADE | R95-105 |
| PANEL MOUNT SOLDER TERM | 11-PIN BLADE | R95-116 |
| PANEL MOUNT QUICK CONNECT | 11-PIN BLADE | R95-124 |
| DIN RAIL MOUNT | 11-PIN BLADE | R95-115 |
| PC MOUNT | 11-PIN BLADE | R95-123 |

R50 Series



AC and DC Magnetic Latching Industrial Relay for Industrial Controls, Instrumentation.



Operational Information

Magnetic latching is achieved by a specially designed magnetic core that makes it possible to maintain a substantial magnetic force of attraction after termination of the electrical pulse that energizes the core. There are no mechanical latches associated with this relay, nor permanent magnets. To restore the relay to its unoperated position, a short pulse of opposite polarity and lower magnitude than the operate pulse is applied to the coil or a second concentric wound coil.

Electrical Specifications

Contact

Rating: 10 Amp @ 28VDC/120/240 VAC
1/3HP @ 120VAC,
1/2HP @ 240/480/600VAC

Material: 3/16" Silver Cadmium Oxide

Coil

Coil Voltages: See Chart

Pick-up Voltages: 85% of nominal Coil Vltg. (AC)
75% of nominal Coil Vltg. (DC)

Duty Cycle: Continuous duty operation at 25% overvoltage

Resistance: See Chart

Operational Characteristics

Timing Values:

Operate Time: 15ms Nominal, 20ms Max
Release Time: 6ms Nominal, 10ms Max

Insulation Characteristics

Dielectric Breakdown: >750VAC RMS across open contacts
>2500VAC RMS all other mutually insulated elements

Environmental Characteristics

Operating: -45°C to +60°C

Life

Mechanical: 10 million operations

Weight

Std: 3.0 oz (84 grams) approx