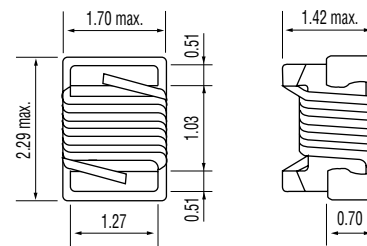


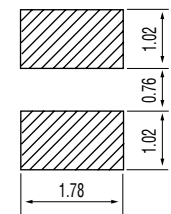
The TOKO LLQ2012 Series is a wirewound ceramic chip inductor that conforms to the EIA standard 0805 footprint and delivers superb Q and SRF performance with high inductance tolerance.



Dimensions



Recommended Footprint

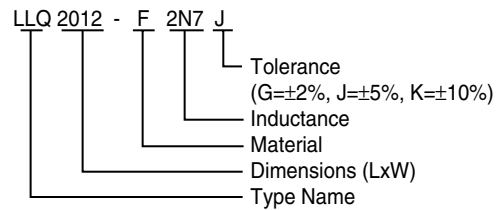


Unit: mm
Tolerance: ± 0.1 mm

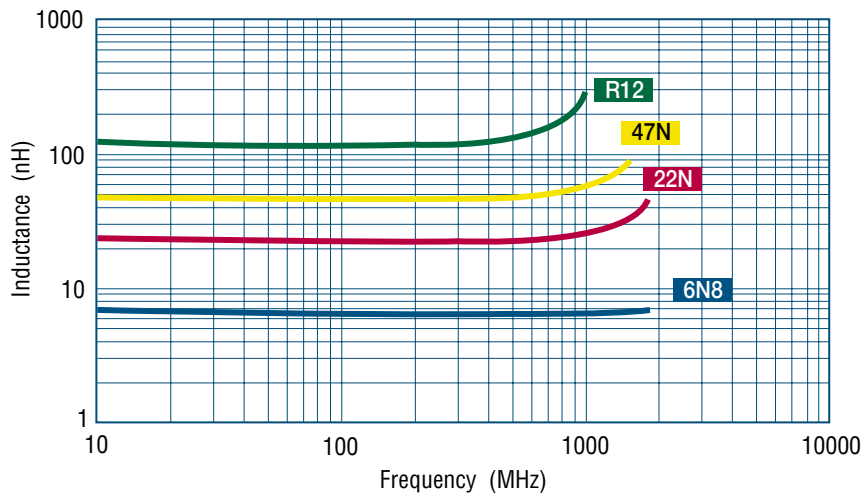
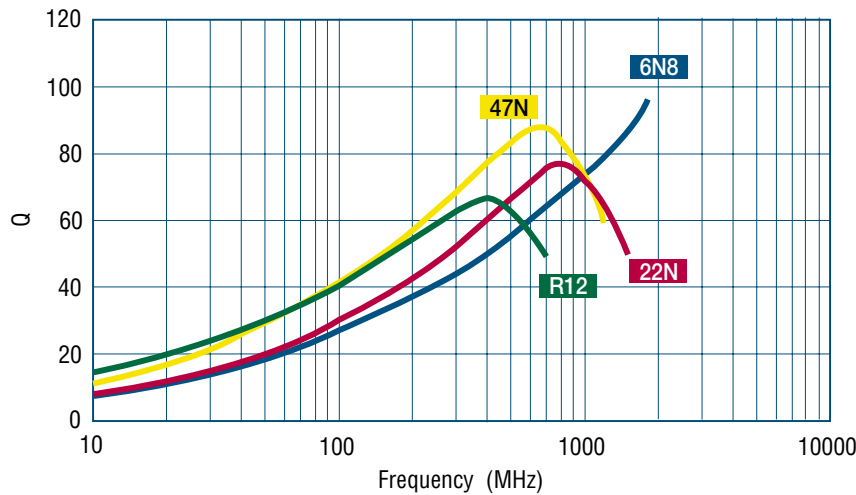
Features

- Inductance tolerance: $\pm 2\%$, $\pm 5\%$, $\pm 10\%$
- EIA standard 0805 footprint (2.0mm x 1.2mm)
- Lead-free terminations
- High Q
- High self-resonant frequency
- Operating temperature: -40°C to $+125^{\circ}\text{C}$
- Packaged on tape and reel in 3,000 piece quantity
- Reflow solderable

Part Numbering



ELECTRICAL CHARACTERISTICS



STANDARD PARTS SELECTION GUIDE
TYPE LLQ2012

TOKO Part Number	Inductance			Q		Self Resonant Frequency (MHz) min.	DC Resistance (Ω) max.	IDC (mA) max.
	Lo (nH)	Tolerance	Test Freq. (MHz)	Q (min.)	Test Freq. (MHz)			
LLQ2012-F2N7_*	2.7	J, K	250	80	1500	7900	0.06	800
LLQ2012-F3N0_*	3.0	J, K	250	65	1500	7900	0.06	800
LLQ2012-F3N3_*	3.3	J, K	250	50	1500	7900	0.08	600
LLQ2012-F5N6_*	5.6	J, K	250	65	1000	5500	0.08	600
LLQ2012-F6N8_*	6.8	J, K	250	50	1000	5500	0.11	600
LLQ2012-F7N5_*	7.5	J, K	250	50	1000	4500	0.14	600
LLQ2012-F8N2_*	8.2	G, J, K	250	50	1000	4700	0.12	600
LLQ2012-F10N_*	10	G, J, K	250	60	500	4200	0.10	600
LLQ2012-F12N_*	12	G, J, K	250	50	500	4000	0.15	600
LLQ2012-F15N_*	15	G, J, K	250	50	500	3400	0.17	600
LLQ2012-F18N_*	18	G, J, K	250	50	500	3300	0.20	600
LLQ2012-F22N_*	22	G, J, K	250	55	500	2600	0.22	500
LLQ2012-F24N_*	24	G, J, K	250	50	500	2000	0.22	500
LLQ2012-F27N_*	27	G, J, K	250	55	500	2500	0.25	500
LLQ2012-F33N_*	33	G, J, K	250	60	500	2050	0.27	500
LLQ2012-F36N_*	36	G, J, K	250	55	500	1700	0.27	500
LLQ2012-F39N_*	39	G, J, K	250	60	500	2000	0.29	500
LLQ2012-F43N_*	43	G, J, K	200	60	500	1650	0.34	500
LLQ2012-F47N_*	47	G, J, K	200	60	500	1650	0.31	500
LLQ2012-F56N_*	56	G, J, K	200	60	500	1550	0.34	500
LLQ2012-F68N_*	68	G, J, K	200	60	500	1450	0.38	500
LLQ2012-F82N_*	82	G, J, K	150	65	500	1300	0.42	400
LLQ2012-F91N_*	91	G, J, K	150	65	500	1200	0.48	400
LLQ2012-FR10_*	100	G, J, K	150	65	500	1200	0.46	400
LLQ2012-FR11_*	110	G, J, K	150	50	250	1000	0.48	400
LLQ2012-FR12_*	120	G, J, K	150	50	250	1100	0.51	400
LLQ2012-FR15_*	150	G, J, K	100	50	250	920	0.56	400
LLQ2012-FR18_*	180	G, J, K	100	50	250	870	0.64	400
LLQ2012-FR22_*	220	G, J, K	100	50	250	850	0.70	400
LLQ2012-FR24_*	240	G, J, K	100	44	250	690	1.00	350
LLQ2012-FR27_*	270	G, J, K	100	48	250	650	1.00	350
LLQ2012-FR33_*	330	G, J, K	100	48	250	600	1.40	310
LLQ2012-FR39_*	390	G, J, K	100	48	250	560	1.50	290
LLQ2012-FR47_*	470	J, K	50	33	100	375	1.76	250
LLQ2012-FR56_*	560	J, K	25	23	50	340	1.90	230
LLQ2012-FR68_*	680	J, K	25	23	50	188	2.20	190
LLQ2012-FR82_*	820	J, K	25	23	50	215	2.35	180

* Add tolerance to part number: G = $\pm 2\%$, J = $\pm 5\%$, K = $\pm 10\%$

Testing Conditions: L,Q: Agilent 4287A (Test fixture Agilent 16193A). SRF: Agilent 8720ES. RDC: Agilent 34420A. IDC: Agilent 34401A