

Series

HTPT66R HTPT66



High Temperature Power Toroids

DASH NUMBER*

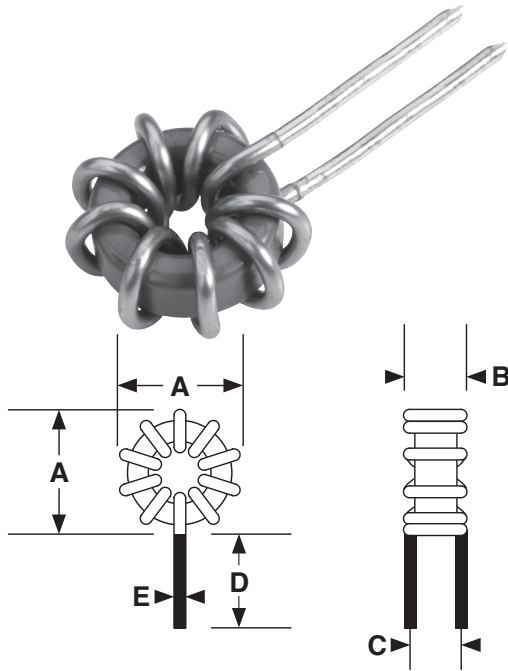
INDUCTANCE (μ H)
 $\pm 10\%$ @ 1kHz

DC RESISTANCE
MAXIMUM (OHMS)

CURRENT RATING
MAXIMUM (A DC)

INCREMENTAL
CURRENT (A DC)

DIMENSION E
NOMINAL (Inches)



SERIES HTPT66 IRON CORE

DASH NUMBER*	INDUCTANCE (μ H) $\pm 10\%$ @ 1kHz	DC RESISTANCE MAXIMUM (OHMS)	CURRENT RATING MAXIMUM (A DC)	INCREMENTAL CURRENT (A DC)	DIMENSION E NOMINAL (Inches)
-391K	0.390	0.0020	18.3	26.6	0.053
-122K	1.20	0.0029	15.3	14.8	0.053
-152K	1.50	0.0036	13.7	13.3	0.053
-472K	4.70	0.0086	8.8	7.4	0.042
-103K	10.0	0.019	5.9	5.1	0.034
-153K	15.0	0.030	4.6	4.3	0.031
-223K	22.0	0.036	4.0	4.0	0.031
-393K	39.0	0.073	2.8	3.0	0.025
-683K	68.0	0.122	2.1	2.3	0.022
-104K	100	0.145	1.9	1.8	0.022

*Complete part # must include series # PLUS the dash #

For further surface finish information, refer to TECHNICAL section of this catalog.

Physical Parameters

	Inches	Millimeters
A	0.660 Max.	16.76 Max.
B	0.360 Max.	9.14 Max.
C	0.280 (Ref. only)	7.11 (Ref. only)
D	1.00 Min.	25.4 Min.
E	See Characteristics Table	

Operating Temperature

-55°C to +200°C;
-55°C to +160°C @ full rated current
All materials are rated to +200°C

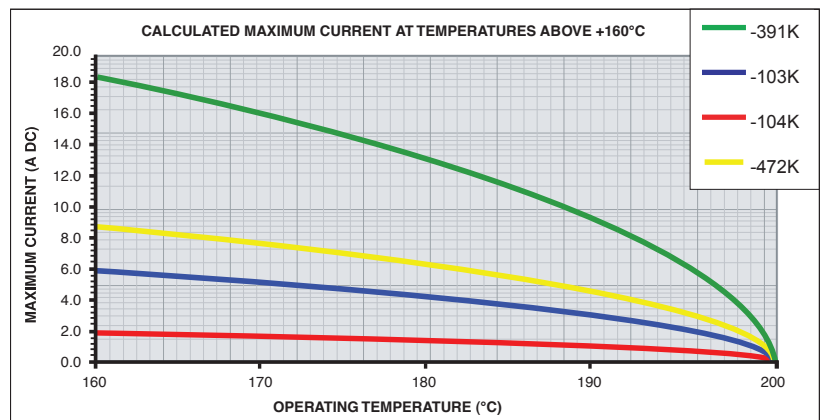
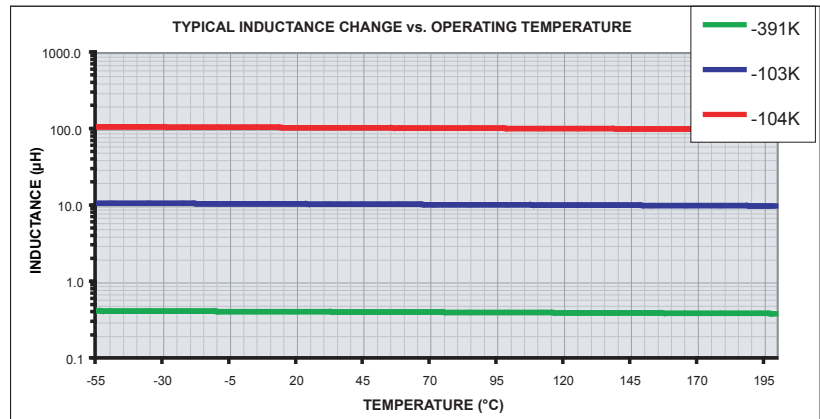
Current Rating at 160°C Ambient 40°C Rise

Inductance Measured @ 1 V, 100mA AC with no DC Current. Inductance at +200°C is typically 5.5% lower than inductance measured at +25°C.

Incremental Current The current at which the inductance will be decreased by a maximum of 10% from its initial 0 DC value. At elevated temperatures incremental current is unaffected.

Packaging Bulk only

Contact the Factory for additional sizes, mounting, and electrical configurations.



Charts are for reference only. Operation should be verified under actual operating conditions to avoid component operation above +200°C