
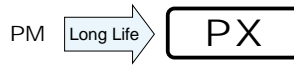


**PX** Long Life Assurance  
series



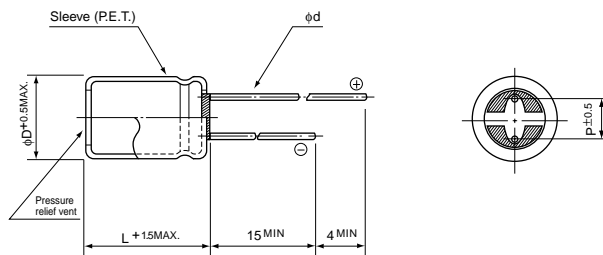
- Load life of 20000 hours at 105°C.
- Compliant to the RoHS directive (2002/95/EC).



## Specifications

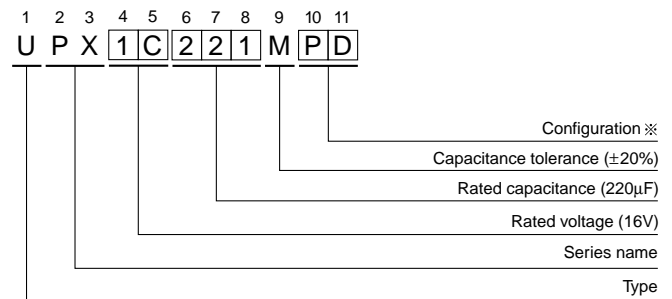
Item	Performance Characteristics						
Category Temperature Range	-55 to +105°C						
Rated Voltage Range	10 to 35V						
Rated Capacitance Range	1 to 4700µF						
Capacitance Tolerance	±20% (120Hz, 20°C)						
Leakage Current	After 1 minute's application of rated voltage, leakage current is not more than 0.03CV or 4 (mA), whichever is greater.						
Tangent of loss angle (tan δ)	Rated voltage (V)	10	16	25	35	Measurement frequency : 120Hz Temperature : 20°C	
	tan δ (MAX)	0.20	0.16	0.14	0.12		
	For capacitance of more than 1000µF, add 0.02 for every increase of 1000µF.						
Stability at Low Temperature	Rated voltage (V)	10	16	25	35	Measurement frequency : 120Hz	
	Impedance ratio (MAX.)	Z-25°C / Z+20°C	3	2	2		2
		Z-40°C / Z+20°C	4	4	4		4
Endurance	The specifications listed at right shall be met when the capacitors are restored to 20°C after D.C. bias plus rated ripple current is applied for 20000 hours at 105°C, the peak voltage shall not exceed the rated voltage.						
	Capacitance change	Within ±30% of the initial capacitance value					
	tan δ	300% or less than the initial specified value					
Shelf Life	After storing the capacitors under no load at 105°C for 1000 hours and then performing voltage treatment based on JIS C 5101-4 clause 4.1 at 20°C, they shall meet the specified values for the endurance characteristics listed above.						
	Marking						
Marking	Printed with white color letter on dark brown sleeve.						

## Radial Lead Type



	(mm)			
φD	10	12.5	16	18
P	5.0	5.0	7.5	7.5
φd	0.6	0.6	0.8	0.8

## Type numbering system (Example : 16V 220µF)



※ Configuration

φ D	Pb-free leadwire Pb-free PET sleeve
10	PD
12.5 to 18	HD

- Please refer to page 20 about the end seal configuration.

Please refer to page 20, 21, 22 about the formed or taped product spec.  
Please refer to page 4 for the minimum order quantity.

- Dimension table in next page.

## ■ Dimensions

Cap. ( $\mu$ F)	V (Code)	Item Code	10 (1A)		16 (1C)		25 (1E)		35 (1V)		
			Case size $\phi$ D $\times$ L (mm)	Rated ripple (mArms) 105°C / 100kHz	Case size $\phi$ D $\times$ L (mm)	Rated ripple (mArms) 105°C / 100kHz	Case size $\phi$ D $\times$ L (mm)	Rated ripple (mArms) 105°C / 100kHz	Case size $\phi$ D $\times$ L (mm)	Rated ripple (mArms) 105°C / 100kHz	
1		010							10 $\times$ 12.5	59	
2.2		2R2							10 $\times$ 12.5	84	
3.3		3R3							10 $\times$ 12.5	101	
4.7		4R7							10 $\times$ 12.5	143	
10		100							10 $\times$ 12.5	294	
22		220							10 $\times$ 12.5	336	
33		330							10 $\times$ 12.5	378	
47		470							10 $\times$ 12.5	420	
100		101						10 $\times$ 12.5	420	10 $\times$ 20	672
220		221			10 $\times$ 16	504	12.5 $\times$ 20	840	12.5 $\times$ 25	1008	
330		331	10 $\times$ 16	504	10 $\times$ 20	672	12.5 $\times$ 25	1008	16 $\times$ 25	1344	
470		471	10 $\times$ 20	672	12.5 $\times$ 20	1008	16 $\times$ 25	1344	16 $\times$ 31.5	1680	
1000		102	12.5 $\times$ 25	1008	16 $\times$ 25	1344	16 $\times$ 31.5	1680	18 $\times$ 40	2184	
2200		222	16 $\times$ 31.5	1680	18 $\times$ 35.5	2016					
3300		332	18 $\times$ 35.5	2016	18 $\times$ 40	2184					
4700		472	18 $\times$ 40	2184							

### • Frequency coefficient of rated ripple current

Frequency	120Hz	1kHz	10kHz	100kHz or more
Coefficient	0.75	0.80	0.90	1.00