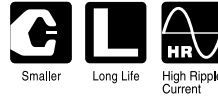
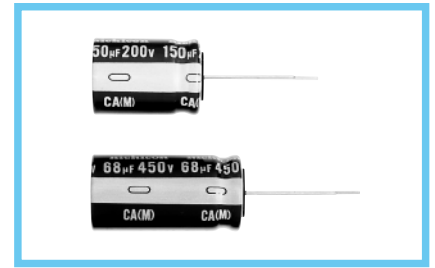
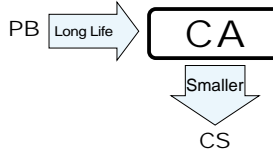


CA series Miniature Sized, High Ripple Current, Long Life



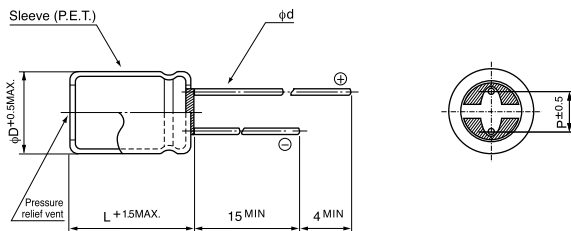
- High ripple current and Long Life product withstanding load life of 12000 hours (10000 hours for $\phi D=10$) at +105°C.
- Suited for ballast application.



Specifications

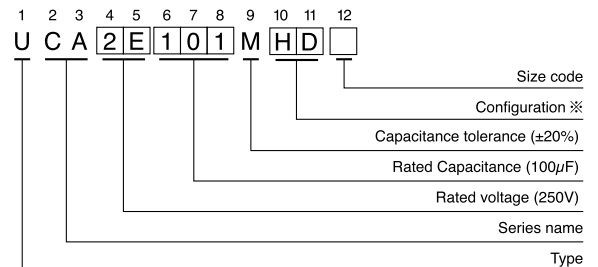
Item	Performance Characteristics														
Category Temperature Range	-25 ~ +105°C														
Rated Voltage Range	160 ~ 450V														
Rated Capacitance Range	6.8 ~ 220µF														
Capacitance Tolerance	±20% at 120Hz, 20°C														
Leakage Current	After 1 minutes' application of rated voltage, leakage current is not more than 0.04CV+100 (µA)														
tan δ	Measurement frequency : 120Hz, Temperature : 20°C														
	<table border="1"> <thead> <tr> <th>Rated voltage (V)</th> <th>160</th> <th>200</th> <th>250</th> <th>350</th> <th>400</th> <th>450</th> </tr> </thead> <tbody> <tr> <td>tan δ (MAX.)</td> <td>0.15</td> <td>0.15</td> <td>0.15</td> <td>0.20</td> <td>0.20</td> <td>0.20</td> </tr> </tbody> </table>	Rated voltage (V)	160	200	250	350	400	450	tan δ (MAX.)	0.15	0.15	0.15	0.20	0.20	0.20
Rated voltage (V)	160	200	250	350	400	450									
tan δ (MAX.)	0.15	0.15	0.15	0.20	0.20	0.20									
Stability at Low Temperature	Measurement frequency : 120Hz														
	<table border="1"> <thead> <tr> <th>Rated voltage (V)</th> <th>160</th> <th>200</th> <th>250</th> <th>350</th> <th>400</th> <th>450</th> </tr> </thead> <tbody> <tr> <td>Impedance ratio ZT / Z20 (MAX.)</td> <td>Z-25°C / Z+20°C</td> <td>3</td> <td>3</td> <td>3</td> <td>6</td> <td>6</td> <td>6</td> </tr> </tbody> </table>	Rated voltage (V)	160	200	250	350	400	450	Impedance ratio ZT / Z20 (MAX.)	Z-25°C / Z+20°C	3	3	3	6	6
Rated voltage (V)	160	200	250	350	400	450									
Impedance ratio ZT / Z20 (MAX.)	Z-25°C / Z+20°C	3	3	3	6	6	6								
Endurance	<p>After an application of D.C. bias voltage plus the rated ripple current for 12000 hours (10000 hours for $\phi D=10$) at 105°C the peak voltage shall not exceed the rated D.C. voltage, capacitors meet the characteristic requirements listed at right.</p> <table border="1"> <tbody> <tr> <td>Capacitance change</td> <td>Within ±20% of initial value</td> </tr> <tr> <td>tan δ</td> <td>200% or less of initial specified value</td> </tr> <tr> <td>Leakage current</td> <td>Initial specified value or less</td> </tr> </tbody> </table>	Capacitance change	Within ±20% of initial value	tan δ	200% or less of initial specified value	Leakage current	Initial specified value or less								
Capacitance change	Within ±20% of initial value														
tan δ	200% or less of initial specified value														
Leakage current	Initial specified value or less														
Shelf Life	After storing the capacitors under no load at 105°C for 1000 hours, and after performing voltage treatment based on JIS C 5101-4 clause 4.1 at 20°C, they will meet the specified value for endurance characteristics listed above.														
Marking	Printed with white color letter on dark brown sleeve.														

Radial Lead Type



	(mm)			
φD	10	12.5	16	18
P	5.0	5.0	7.5	7.5
φd	0.6	0.6	0.8	0.8

Type numbering system (Example : 250V 100µF)



※ Configuration

φ D	Pb-free leadwire Pb-free PET sleeve
10	PD
12.5 ~ 18	HD

- Please refer to page 21 about the end seal configuration.

Please refer to page 21, 22, 23 about the formed or taped product spec.
Please refer to page 3 for the minimum order quantity.

- Dimension table in next page.

■ Dimensions

Cap. (μ F)	Code	V											
		160		200		250		350		400		450	
		2C		2D		2E		2V		2G		2W	
6.8	6R8							10 × 16	220	10 × 16	220	10 × 20	150
10	100	10 × 16	250	10 × 16	250	10 × 20	300	10 × 20	280	10 × 20	280	12.5 × 20	320
22	220	10 × 20	500	10 × 20	500	12.5 × 20	600	12.5 × 20	350	12.5 × 20	430	16 × 25	560
		▲16 × 20	600	▲18 × 20	560								
33	330	10 × 20	565	12.5 × 20	600	12.5 × 20	630	16 × 20	600	16 × 25	640	16 × 31.5	700
		▲18 × 20	640	▲18 × 25	700								
47	470	12.5 × 20	725	12.5 × 20	780	12.5 × 25	720	16 × 25	700	16 × 31.5	840	18 × 31.5	900
		▲16 × 20	750	▲18 × 20	750	▲18 × 20	750	▲18 × 25	840				
68	680	12.5 × 25	950	12.5 × 25	950	16 × 25	1000	16 × 31.5	1100	18 × 31.5	1000		
		▲16 × 20	970	▲16 × 20	970	▲18 × 20	920	▲18 × 25	875				
100	101	16 × 25	1280	16 × 25	1280	16 × 31.5	1400						
		▲18 × 20	1180	▲18 × 20	1180	▲18 × 25	1345						
150	151	16 × 31.5	1360	16 × 31.5	1360	18 × 31.5	1500						
		▲18 × 25	1360	▲18 × 25	1360								
220	221	16 × 31.5	1400	18 × 31.5	1700							Case size ϕ D × L (mm)	※
		▲18 × 25	1400										

※: Rated Ripple (mArms) at 105°C 100kHz

▲: In this case, ⑥ will be put at 12th digit of type numbering system.

• Frequency coefficient of rated ripple current

Frequency	50Hz	120Hz	1kHz	10kHz	100kHz ~
Coefficient	0.40	0.50	0.80	0.90	1.00