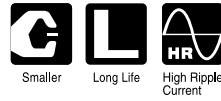

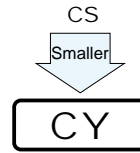


CY series Miniature Sized, High Ripple Current, High Reliability



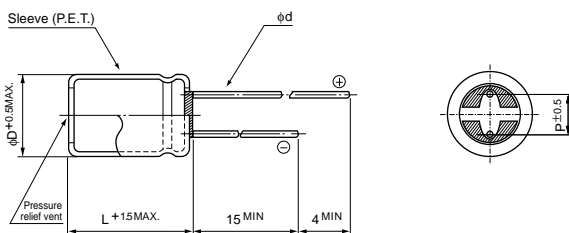
- High ripple current and Long Life product withstanding load life of 8000 to 10000 hours at +105°C.
- Suited for ballast application.
- Compliant to the RoHS directive (2002/95/EC).



Specifications

Item	Performance Characteristics																		
Category Temperature Range	-40 to +105°C																		
Rated Voltage Range	160 to 400V																		
Rated Capacitance Range	6.8 to 560µF																		
Capacitance Tolerance	±20% at 120Hz, 20°C																		
Leakage Current	After 1 minute's application of rated voltage, leakage current is not more than 0.04CV+100 (µA)																		
Tangent of loss angle (tan δ)	Measurement frequency : 120Hz, Temperature : 20°C																		
	<table border="1"> <thead> <tr> <th>Rated voltage (V)</th> <th>160</th> <th>200</th> <th>250</th> <th>350</th> <th>400</th> </tr> </thead> <tbody> <tr> <td>tan δ (MAX.)</td> <td>0.20</td> <td>0.20</td> <td>0.20</td> <td>0.24</td> <td>0.24</td> </tr> </tbody> </table>	Rated voltage (V)	160	200	250	350	400	tan δ (MAX.)	0.20	0.20	0.20	0.24	0.24						
Rated voltage (V)	160	200	250	350	400														
tan δ (MAX.)	0.20	0.20	0.20	0.24	0.24														
Stability at Low Temperature	Measurement frequency : 120Hz																		
	<table border="1"> <thead> <tr> <th>Rated voltage (V)</th> <th>160</th> <th>200</th> <th>250</th> <th>350</th> <th>400</th> </tr> </thead> <tbody> <tr> <td rowspan="2">Impedance ratio ZT / Z20 (MAX.)</td> <td>Z-25°C / Z+20°C</td> <td>3</td> <td>3</td> <td>3</td> <td>5</td> <td>5</td> </tr> <tr> <td>Z-40°C / Z+20°C</td> <td>6</td> <td>6</td> <td>6</td> <td>6</td> <td>6</td> </tr> </tbody> </table>	Rated voltage (V)	160	200	250	350	400	Impedance ratio ZT / Z20 (MAX.)	Z-25°C / Z+20°C	3	3	3	5	5	Z-40°C / Z+20°C	6	6	6	6
Rated voltage (V)	160	200	250	350	400														
Impedance ratio ZT / Z20 (MAX.)	Z-25°C / Z+20°C	3	3	3	5	5													
	Z-40°C / Z+20°C	6	6	6	6	6													
Endurance	<p>The specifications listed at right shall be met when the capacitors are restored to 20°C after D.C. bias plus rated ripple current is applied for 10000 hours (8000 hours for φD=10) at 105°C, the peak voltage shall not exceed the rated voltage.</p> <table border="1"> <tbody> <tr> <td>Capacitance change</td> <td>Within ±20% of the initial capacitance value</td> </tr> <tr> <td>tan δ</td> <td>200% or less than the initial specified value</td> </tr> <tr> <td>Leakage current</td> <td>Less than or equal to the initial specified value</td> </tr> </tbody> </table>	Capacitance change	Within ±20% of the initial capacitance value	tan δ	200% or less than the initial specified value	Leakage current	Less than or equal to the initial specified value												
Capacitance change	Within ±20% of the initial capacitance value																		
tan δ	200% or less than the initial specified value																		
Leakage current	Less than or equal to the initial specified value																		
Shelf Life	After storing the capacitors under no load at 105°C for 1000 hours and then performing voltage treatment based on JIS C 5101-4 clause 4.1 at 20°C, they shall meet the specified values for the endurance characteristics listed above.																		
Marking	Printed with white color letter on dark brown sleeve.																		

Radial Lead Type

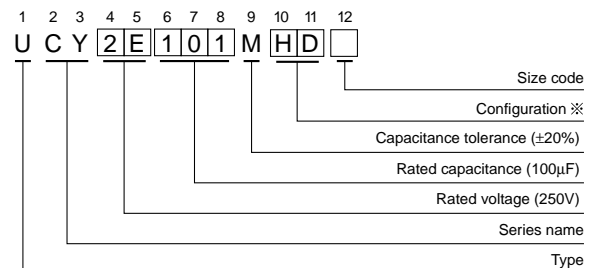


	(mm)			
φD	10	12.5	16	18
P	5.0	5.0	7.5	7.5
φd	0.6	0.6 ^{*)}	0.8	0.8

※ In case L > 25 for the φ12.5 dia. unit, lead dia. φ d = 0.8mm.

- Please refer to page 20 about the end seal configuration.

Type numbering system (Example : 250V 100µF)



※ Configuration

φ D	Pb-free leadwire Pb-free PET sleeve
10	PD
12.5 to 18	HD

Please refer to page 20, 21, 22 about the formed or taped product spec.
Please refer to page 4 for the minimum order quantity.

- Dimension table in next page.

■ Dimensions

Cap	V Code	160		200		250		350		400	
		2C		2D		2E		2V		2G	
6.8	6R8									10 × 16	140
10	100									10 × 16	150
12	120							10 × 16	160	10 × 20	175
15	150							10 × 20	180	10 × 20	180
18	180							10 × 20	215	10 × 25	235
22	220			10 × 16	225	10 × 16	225	10 × 25	255	10 × 31.5	275
27	270			10 × 16	235	10 × 20	255	10 × 31.5	305	12.5 × 20	360
33	330	10 × 16	260	10 × 20	305	10 × 20	305	12.5 × 20	380	12.5 × 25	385
39	390	10 × 16	295	10 × 20	325	● 12.5 × 20	400	● 16 × 20	450	● 16 × 20	450
47	470	10 × 20	375	10 × 20	360	10 × 25	345	12.5 × 25	455	12.5 × 31.5	465
				● 12.5 × 20	490	10 × 31.5	405	12.5 × 25	510	16 × 20	520
						● 12.5 × 20	490	● 16 × 20	540	● 18 × 20	590
56	560	10 × 20	380	10 × 25	415	12.5 × 20	515	12.5 × 31.5	590	12.5 × 35.5	630
								▲ 16 × 20	565	● 18 × 20	600
										▲ 16 × 25	585
68	680	10 × 25	455	10 × 31.5	485	12.5 × 25	615	12.5 × 35.5	695	12.5 × 40	720
		● 12.5 × 20	590	● 12.5 × 20	650	● 16 × 20	650	▲ 18 × 20	660	● 18 × 25	735
								● 16 × 25	700		
82	820	10 × 31.5	534	12.5 × 25	645	12.5 × 31.5	715	16 × 31.5	740	16 × 31.5	805
		● 12.5 × 20	640	● 16 × 20	690	● 16 × 20	690	● 18 × 25	765	● 18 × 25	765
								▲ 12.5 × 40	785		
100	101	12.5 × 20	645	12.5 × 25	695	16 × 20	715	16 × 31.5	825	16 × 35.5	850
				● 16 × 20	710	▲ 12.5 × 35.5	785	● 18 × 25	790	▲ 18 × 31.5	875
120	121	12.5 × 25	760	16 × 20	775	16 × 25	845	16 × 35.5	925		
				▲ 12.5 × 31.5	810	▲ 18 × 20	815	▲ 18 × 31.5	940	18 × 31.5	940
						● 12.5 × 40	890				
150	151	12.5 × 31.5	905	12.5 × 35.5	965						
		● 16 × 20	945	▲ 18 × 20	910	18 × 25	970	18 × 35.5	1080	18 × 40	1030
				● 16 × 25	945						
180	181	16 × 20	1000	12.5 × 40	1090	16 × 31.5	1110	18 × 40	1205	18 × 46	1110
		▲ 12.5 × 35.5	1050	▲ 16 × 25	1035	▲ 18 × 25	1050				
220	221	12.5 × 40	1200	16 × 31.5	1230						
		▲ 18 × 20	1105	● 18 × 25	1185	16 × 40	1295				
		● 16 × 25	1185								
270	271	18 × 25	1235	16 × 35.5	1400	18 × 35.5	1450				
				▲ 18 × 31.5	1410						
330	331	16 × 31.5	1510	16 × 40	1595	18 × 46	1600				
		▲ 18 × 25	1445	▲ 18 × 31.5	1560						
390	391	16 × 40	1730	18 × 40	1780						
		▲ 18 × 31.5	1695								
470	471	18 × 35.5	1920								
560	561	18 × 40	2130							Case size φD × L (mm)	※

● Frequency coefficient of rated ripple current

Frequency	50Hz	120Hz	1kHz	10kHz	100kHz to more
Coefficient	0.80	1.00	1.60	1.80	2.00

※: Rated ripple current (mA rms) at 105°C 120Hz

▲: In this case, [6] will be put at 12th digit of type numbering system.

●: In this case, [3] will be put at 12th digit of type numbering system.