


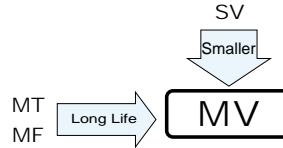
ALUMINUM ELECTROLYTIC CAPACITORS



MV series 5mmL, Long Life Assurance



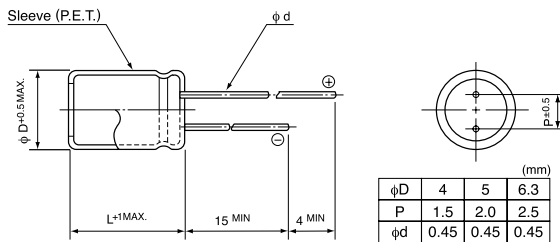
- Extended load life of 5000 hours at +105°C, with 5mm height.
- Adapted to the RoHS directive (2002/95/EC).



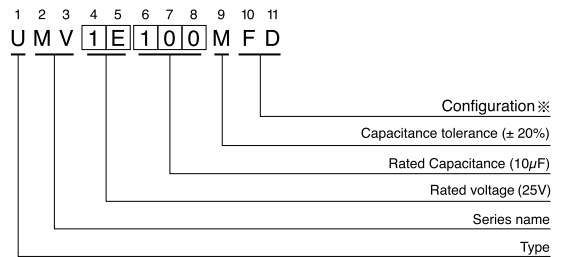
Specifications

Item	Performance Characteristics																										
Category Temperature Range	-40 ~ +105°C																										
Rated Voltage Range	4 ~ 50V																										
Rated Capacitance Range	0.1 ~ 100μF																										
Capacitance Tolerance	± 20% at 120Hz, 20°C																										
Leakage Current	After 2 minutes' application of rated voltage, leakage current is not more than 0.01CV or 3 (μA), whichever is greater.																										
tan δ	Measurement frequency : 120Hz, Temperature : 20°C																										
	<table border="1"> <tr> <td>Rated voltage (V)</td> <td>4</td> <td>6.3</td> <td>10</td> <td>16</td> <td>25</td> <td>35</td> <td>50</td> </tr> <tr> <td>tan δ (MAX.)</td> <td>0.37</td> <td>0.28</td> <td>0.24</td> <td>0.20</td> <td>0.16</td> <td>0.13</td> <td>0.12</td> </tr> </table>	Rated voltage (V)	4	6.3	10	16	25	35	50	tan δ (MAX.)	0.37	0.28	0.24	0.20	0.16	0.13	0.12										
Rated voltage (V)	4	6.3	10	16	25	35	50																				
tan δ (MAX.)	0.37	0.28	0.24	0.20	0.16	0.13	0.12																				
Stability at Low Temperature	Measurement frequency : 120Hz																										
	<table border="1"> <tr> <td colspan="2">Rated voltage (V)</td> <td>4</td> <td>6.3</td> <td>10</td> <td>16</td> <td>25</td> <td>35</td> <td>50</td> </tr> <tr> <td>Impedance ratio</td> <td>Z-25°C / Z+20°C</td> <td>8</td> <td>4</td> <td>3</td> <td>2</td> <td>2</td> <td>2</td> <td>2</td> </tr> <tr> <td>ZT / Z20 (MAX.)</td> <td>Z-40°C / Z+20°C</td> <td>14</td> <td>10</td> <td>7</td> <td>5</td> <td>3</td> <td>3</td> <td>3</td> </tr> </table>	Rated voltage (V)		4	6.3	10	16	25	35	50	Impedance ratio	Z-25°C / Z+20°C	8	4	3	2	2	2	2	ZT / Z20 (MAX.)	Z-40°C / Z+20°C	14	10	7	5	3	3
Rated voltage (V)		4	6.3	10	16	25	35	50																			
Impedance ratio	Z-25°C / Z+20°C	8	4	3	2	2	2	2																			
ZT / Z20 (MAX.)	Z-40°C / Z+20°C	14	10	7	5	3	3	3																			
Endurance	After 5000 hours' application of rated voltage at 105°C capacitors meet the characteristic requirements listed at right.																										
	Capacitance change	Within ± 30% of initial value																									
	tan δ	300% or less of initial specified value																									
Shelf Life	After storing the capacitors under no load at 105°C for 1000 hours, and after performing voltage treatment based on JIS C 5101-4 clause 4.1 at 20°C, they will meet the specified value for endurance characteristics listed above.																										
	Leakage current	Initial specified value or less																									
Marking	Printed with silver color letter on dark brown sleeve.																										

Radial Lead Type



Type numbering system (Example : 25V 10μF)



※ Configuration	
φ D	Pb-free leadwire Pb-free PET sleeve
4 ~ 6.3	FD

Dimensions

Cap.(μF)	Code	V		4		6.3		10		16		25		35		50	
		0G	0J	1A	1C	1E	1V	1H									
0.1	0R1																4×5 1.0
0.22	R22																4×5 2.6
0.33	R33																4×5 3.2
0.47	R47																4×5 3.8
1	010																4×5 6.2
2.2	2R2																4×5 11
3.3	3R3																4×5 14
4.7	4R7											4×5 13	4×5 15				5×5 19
10	100							4×5 18	5×5 23	5×5 25							6.3×5 30
22	220	4×5 22	4×5 22	5×5 27	5×5 30	6.3×5 38	6.3×5 42										
33	330	5×5 30	5×5 30	5×5 35	6.3×5 40	6.3×5 48											
47	470	5×5 36	5×5 36	6.3×5 46	6.3×5 50												
100	101	6.3×5 60	6.3×5 60														Case size φD×L (mm) Rated ripple

Rated Ripple (mArms) at 105°C 120Hz

Frequency coefficient of rated ripple current

Frequency	50 Hz	120 Hz	300 Hz	1 kHz	10 kHz ~
Coefficient	0.70	1.00	1.17	1.36	1.50

Please refer to page 21, 22, 23 about the formed or taped product spec.
Please refer to page 3 for the minimum order quantity.

CAT.8100V