

HIGH VOLTAGE ASSEMBLED RECTIFIER

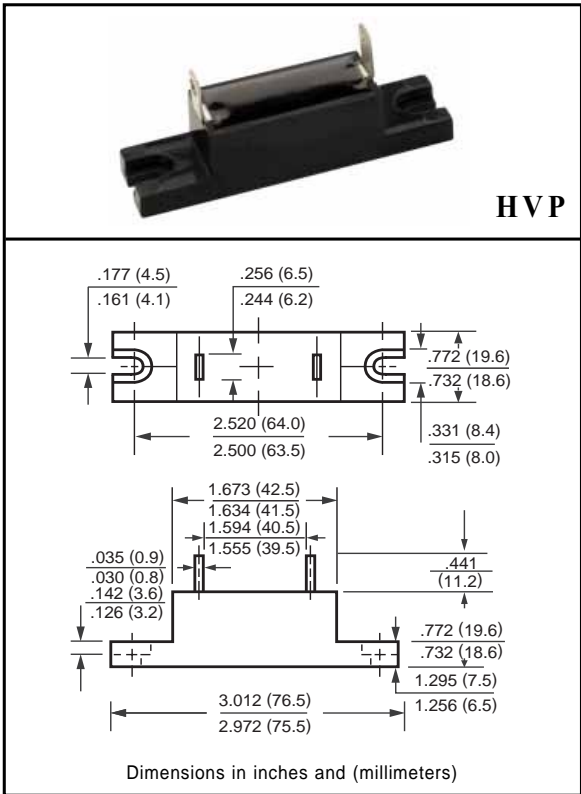
VOLTAGE RANGE 5000 to 16000 Volts CURRENT 0.75 Amperes

FEATURES

- * Low cost
- * Low leakage
- * Isolated case
- * Surge overload rating - 50 amperes peak
- * Mounting position: Any
- * Low forward voltage drop

MECHANICAL DATA

- * Epoxy: Device has UL flammability classification 94V-O



MAXIMUM RATINGS AND ELECTRICAL CHARACTERISTICS

Ratings at 25 °C ambient temperature unless otherwise specified.
 Single phase, half wave, 60 Hz, resistive or inductive load.
 For capacitive load, derate current by 20%.

MAXIMUM RATINGS (At TA = 25°C unless otherwise noted)

RATINGS	SYMBOL	HVP5	HVP8	HVP10	HVP12	HVP14	HVP15	HVP16	UNITS
Maximum Recurrent Peak Reverse Voltage	VRRM	5	8	10	12	14	15	16	K Volts
Maximum RMS Voltage	VRMS	3.5	5.6	7.0	8.4	9.8	10.5	11.2	K Volts
Maximum DC Blocking Voltage	VDC	5	8	10	12	14	15	16	K Volts
Maximum Average Forward Rectified Current at TA = 50°C	IO	750							mAmps
Peak Forward Surge Current 8.3 ms single half sine-wave superimposed on rated load (JEDEC method)	IFSM	50							Amps
Operating and Storage Temperature Range	TJ,TSTG	-50 to + 150							°C

ELECTRICAL CHARACTERISTICS (At TA = 25°C unless otherwise noted)

CHARACTERISTICS	SYMBOL	HVP5	HVP8	HVP10	HVP12	HVP14	HVP15	HVP16	UNITS	
Maximum Instantaneous Forward Voltage at 0.75A DC	VF	8.0	14.0							Volts
Maximum DC Reverse Current at Rated DC Blocking Voltage	IR	5.0							uAmps	

NOTES: Enough heat sink must be considered in application.

RATING AND CHARACTERISTIC CURVES (HVP5 THRU HVP16)

FIG. 1 - TYPICAL FORWARD CURRENT DERATING CURVE

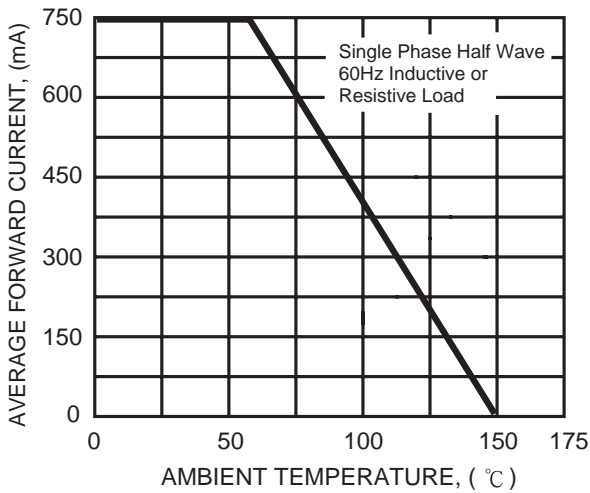


FIG. 2 - MAXIMUM NON-REPETITIVE FORWARD SURGE CURRENT

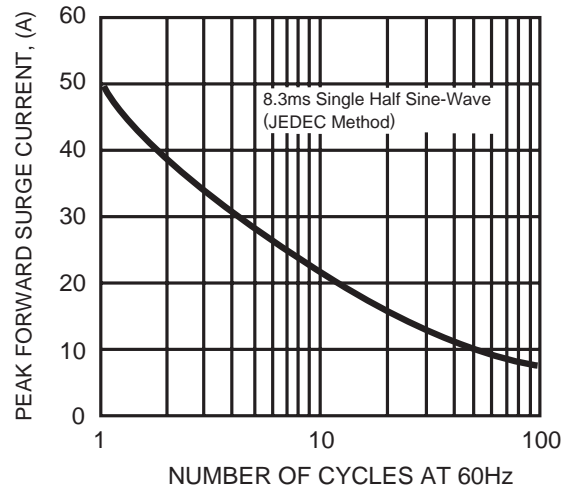


FIG. 3 - TYPICAL REVERSE CHARACTERISTICS

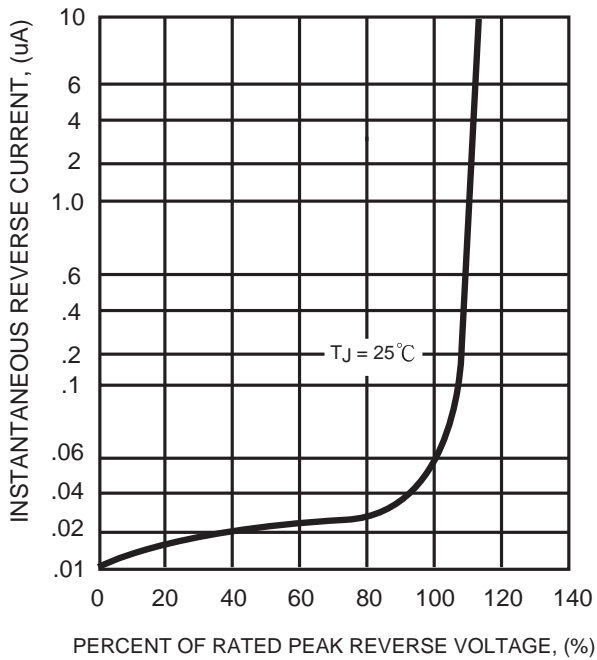


FIG. 4 - TYPICAL INSTANTANEOUS FORWARD CHARACTERISTICS

