

SK 40 DH



SEMITOP® 3

Half Controlled Bridge Rectifier

SK 40 DH

Preliminary Data

Features

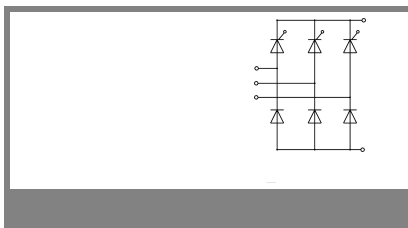
- Compact design
- One screw mounting
- Heat transfer and insulation through direct copper bonded aluminium oxide ceramic (DBC)
- Glass passivated thyristor chips
- Up to 1600V reverse voltage
- UL recognized, file no. E 63 532

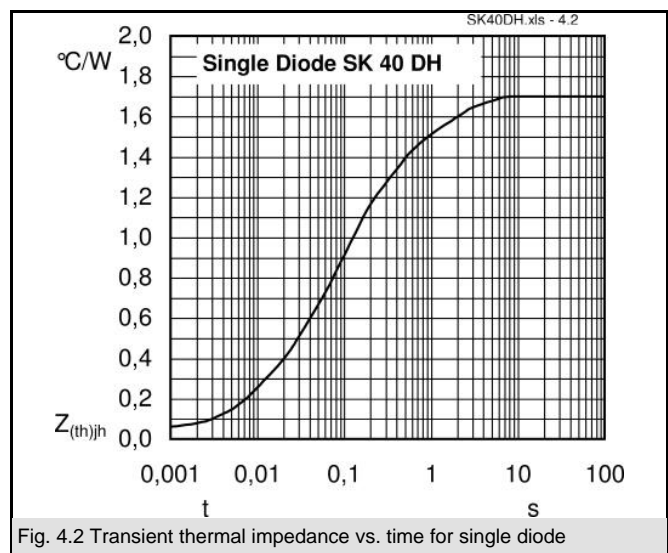
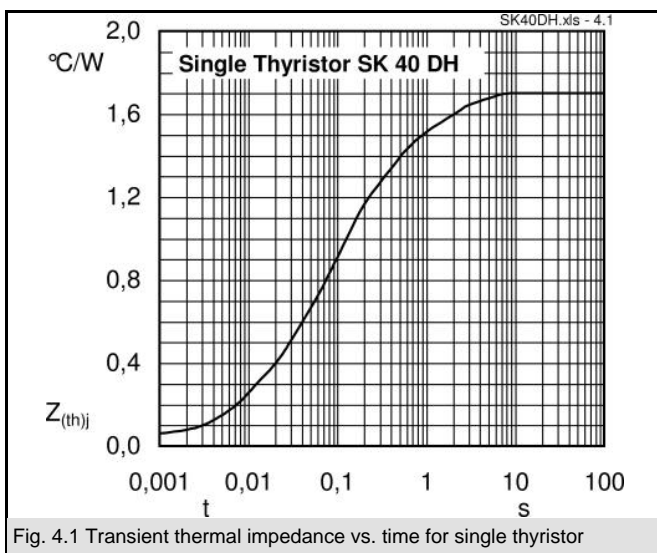
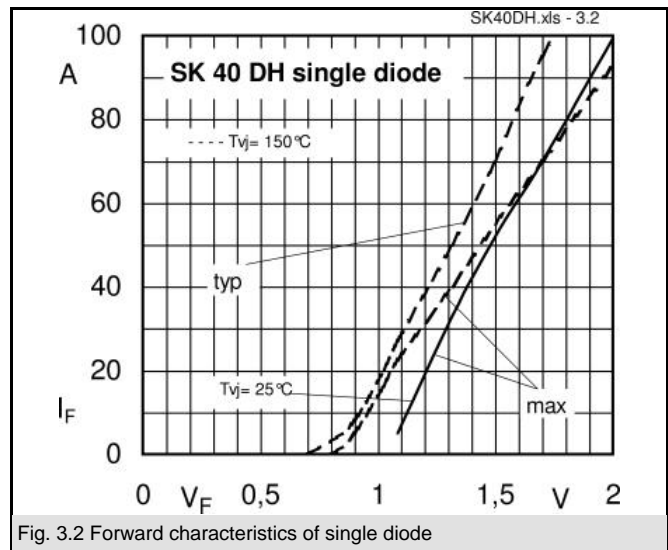
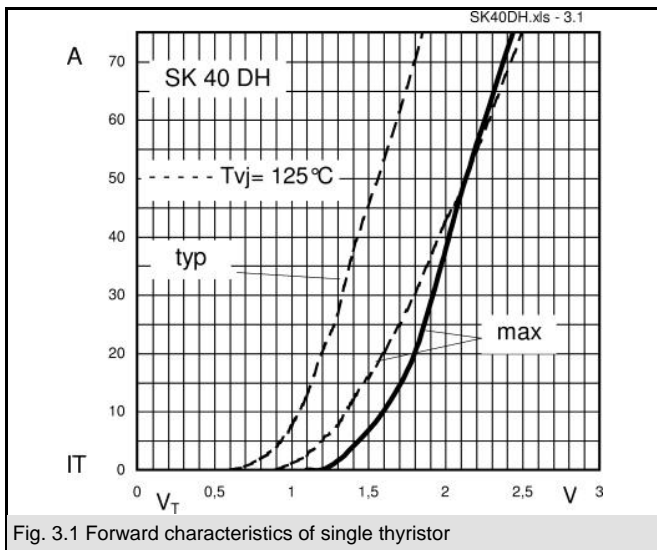
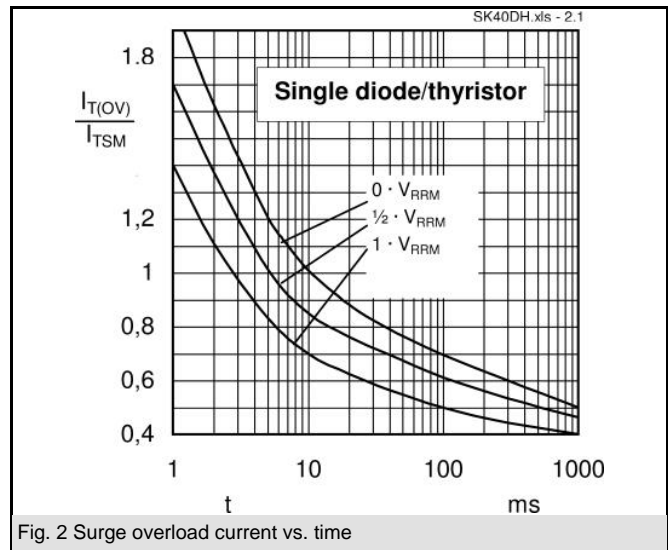
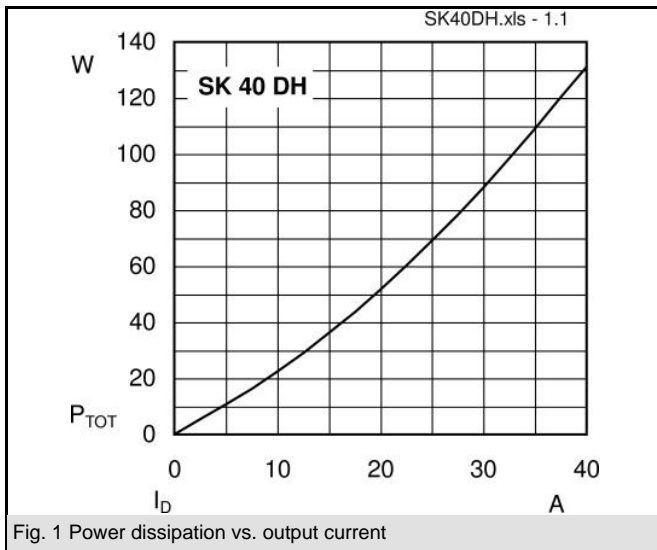
Typical Applications*

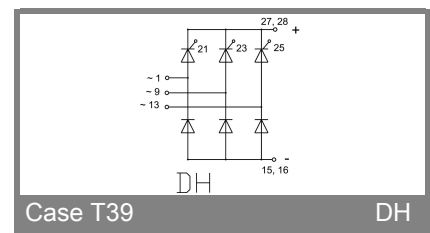
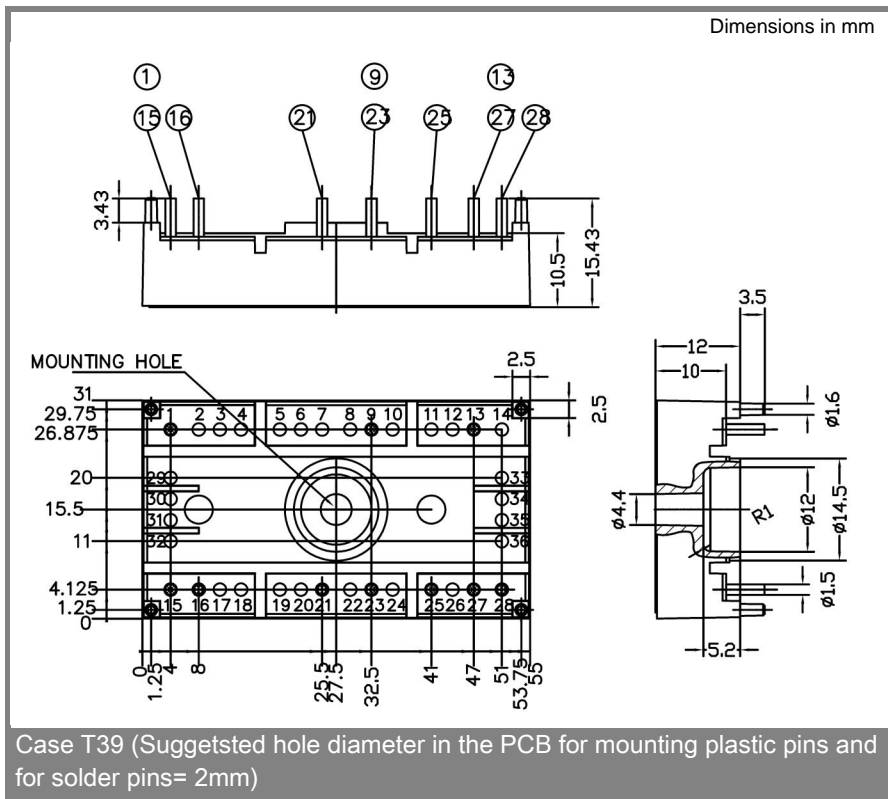
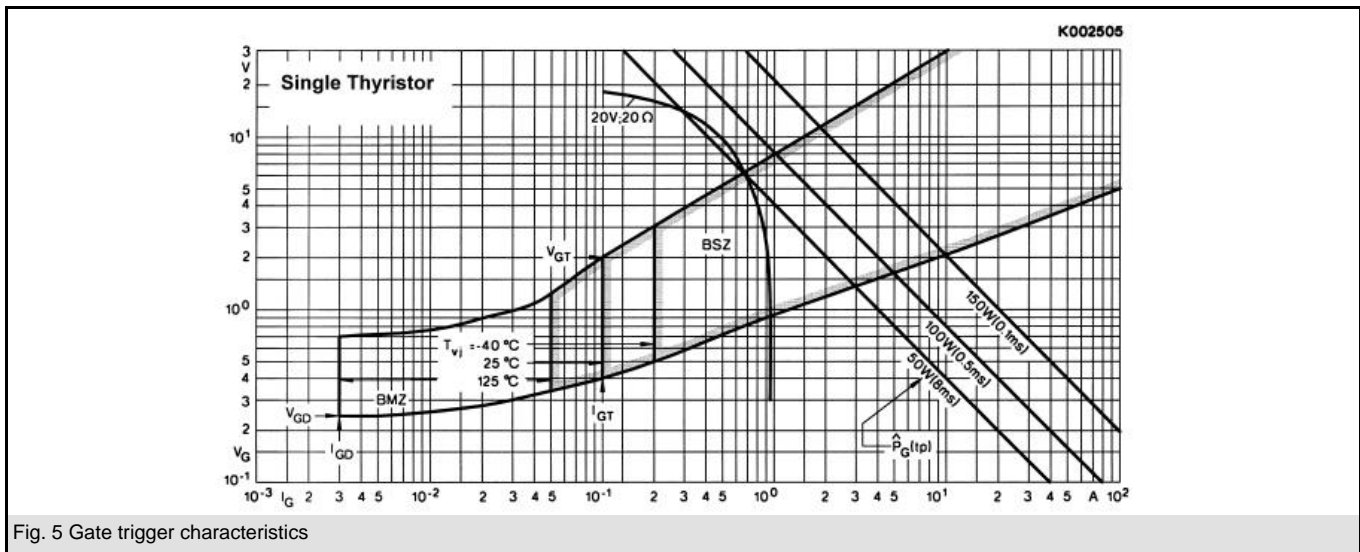
- Soft starters
- Light control
- Temperature control
- Motor control

V_{RSM} V	V_{RRM}, V_{DRM} V	$I_D = 42$ A (full conduction) ($T_s = 80$ °C)
900	800	SK 40 DH 08
1300	1200	SK 40 DH 12
1700	1600	SK 40 DH 16

Symbol	Conditions	Values	Units
I_D	$T_s = 80$ °C	42	A
I_{FSM} / I_{TSM}	$T_{vj} = 25$ °C; 10 ms	370	A
i^2t	$T_{vj} = 125$ °C; 10 ms	270	A
	$T_{vj} = 25$ °C; 10 ms	685	A ² s
V_T	$T_{vj} = 25$ °C; 75A	max. 2,45	V
	$T_{vj} = 125$ °C;	max. 1,1	V
$V_{T(TO)}$	$T_{vj} = 125$ °C	max. 20	mΩ
r_T	$T_{vj} = 125$ °C	max. 8	mA
$I_{DD}; I_{RD}$	$T_{vj} = 125$ °C; $V_{DD} = V_{DRM}; V_{RD} = V_{RRM}$		
t_{gd}	$T_{vj} = 25$ °C; $I_G = A; di_G/dt = A/\mu s$		μs
t_{gr}	$V_D = -V_{DRM}$		μs
$(dv/dt)_{cr}$	$T_{vj} = 125$ °C	max. 1000	V/μs
$(di/dt)_{cr}$	$T_{vj} = 125$ °C; $f = 50...60$ Hz	max. 50	A/μs
t_q	$T_{vj} = 125$ °C; typ.	120	μs
I_H	$T_{vj} = 25$ °C; typ. / max.	80 / 150	mA
I_L	$T_{vj} = 25$ °C; $R_G = 33$ Ω	150 / 300	mA
V_{GT}	$T_{vj} = 25$ °C; d.c.	min. 2	V
I_{GT}	$T_{vj} = 25$ °C; d.c.	min. 100	mA
V_{GD}	$T_{vj} = 125$ °C; d.c.	max. 0,25	V
I_{GD}	$T_{vj} = 125$ °C; d.c.	max. 3	mA
$R_{th(j-s)}$	Per thyristor	1,7	K/W
T_{solder}	Per diode	1,7	K/W
	Terminals, 10s	260	°C
T_{vj}	Diodes	-40...+150	°C
T_{vj}			°C
T_{stg}		-40...+125	°C
T_{vj}	Thyristors	-40...+125	°C
V_{isol}	a. c. 50 Hz; r.m.s.; 1 s / 1 min.	3000 (2500)	V
M_s	Mounting torque to heatsink	2,5	Nm
m	weight	30	g
Case	SEMITOP® 3	T 39	







* The specifications of our components may not be considered as an assurance of component characteristics. Components have to be tested for the respective application. Adjustments may be necessary. The use of SEMIKRON products in life support appliances and systems is subject to prior specification and written approval by SEMIKRON. We therefore strongly recommend prior consultation of our personal.