

SKKD 15, SKKE 15



SEMIPACK® 0

Rectifier Diode Modules

SKKD 15

SKKE 15

Features

- Heat transfer through aluminium oxide ceramic isolated metal baseplate
- Hard soldered joints for high reliability
- UL recognized, file no. E 63 532

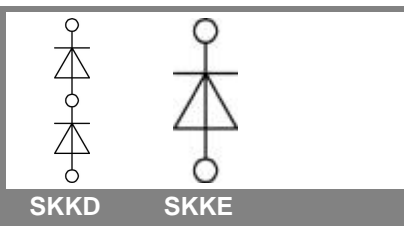
Typical Applications*

- Non-controllable rectifiers for AC/AC converters
- Line rectifiers for transistorized AC motor controllers
- Field supply for DC motors
- SKKE: Free-wheeling diodes

1) SKKD types only

V_{RSM} V	V_{RRM} V	$I_{FRMS} = 24$ A (maximum value for continuous operation) $I_{FAV} = 15$ A (sin. 180; $T_c = 82$ °C)		
700	600	SKKD 15/06	SKKE 15/06	
900	800	SKKD 15/08	SKKE 15/08	
1300	1200	SKKD 15/12	SKKE 15/12	
1500	1400	SKKD 15/14	SKKE 15/14	
1700	1600	SKKD 15/16	SKKE 15/16	

Symbol	Conditions	Values	Units
I_{FAV}	sin. 180; $T_c = 85$ (100) °C	14 (10)	A
I_D	P13A/125; $T_a = 45$ °C; B2 / B6	18 / 22,5	A
i^2t	$T_{vj} = 25$ °C; 10 ms	320	A
	$T_{vj} = 125$ °C; 10 ms	280	A
	$T_{vj} = 25$ °C; 8,3 ... 10 ms	510	A ² s
	$T_{vj} = 125$ °C; 8,3 ... 10 ms	390	A ² s
V_F	$T_{vj} = 25$ °C; $I_F = 75$ A	max. 1,85	V
$V_{(TO)}$	$T_{vj} = 125$ °C	max. 0,85	V
r_T	$T_{vj} = 125$ °C	max. 15	mΩ
I_{RD}	$T_{vj} = 125$ °C; $V_{RD} = V_{RRM}$	max. 2,5	mA
$R_{th(j-c)}$	per diode / per module ¹⁾	2 / 1	K/W
$R_{th(c-s)}$	per diode / per module ¹⁾	0,2 / 0,1	K/W
T_{vj}		- 40 ... + 125	°C
T_{stg}		- 40 ... + 125	°C
V_{isol}	a. c. 50 Hz; r.m.s.; 1 s / 1 min.	3600 / 3000	V~
M_s	to heatsink	1,5 ± 15 %	Nm
a		5 * 9,81	m/s ²
m	approx.	50	g
Case	SKKD	A 3	
	SKKE	A 4	



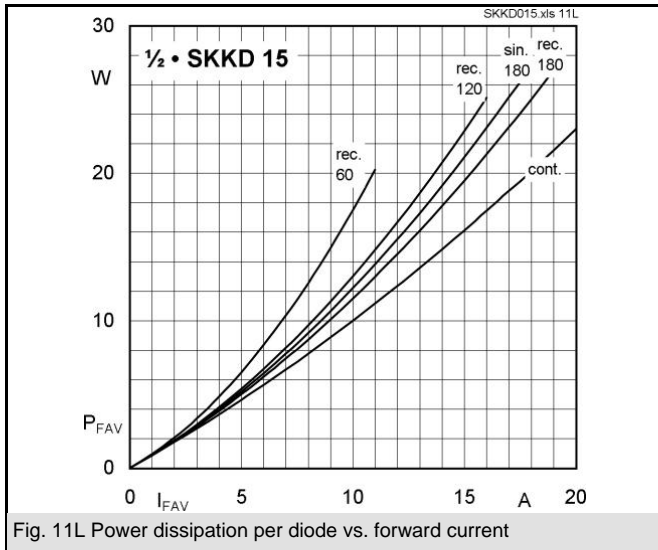


Fig. 11L Power dissipation per diode vs. forward current

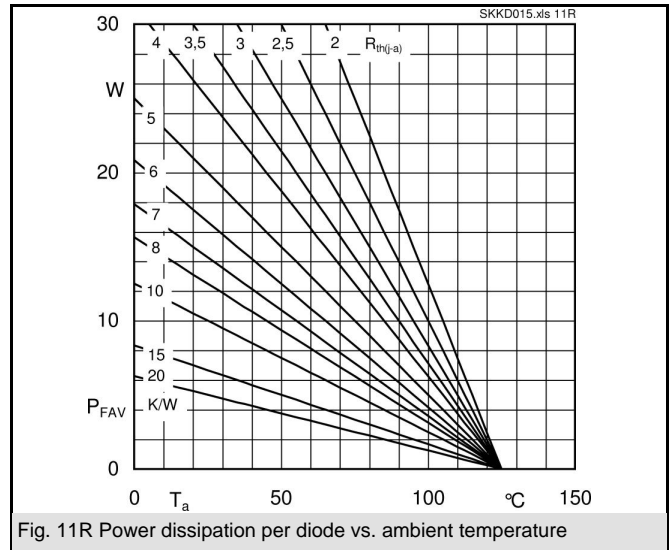


Fig. 11R Power dissipation per diode vs. ambient temperature

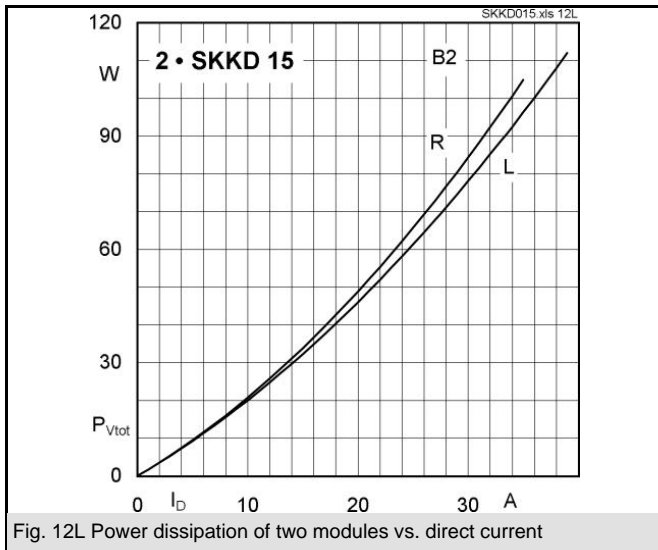


Fig. 12L Power dissipation of two modules vs. direct current

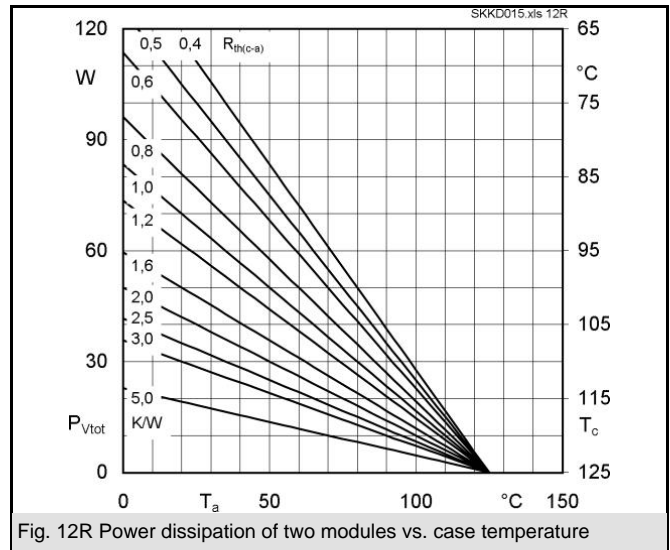


Fig. 12R Power dissipation of two modules vs. case temperature

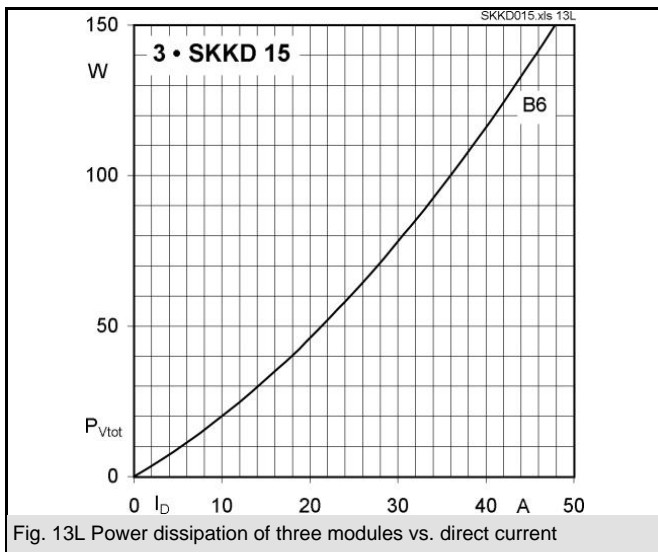


Fig. 13L Power dissipation of three modules vs. direct current

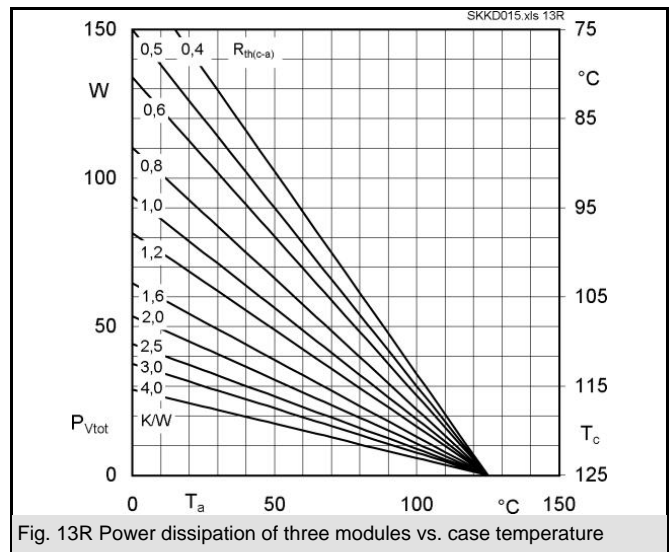
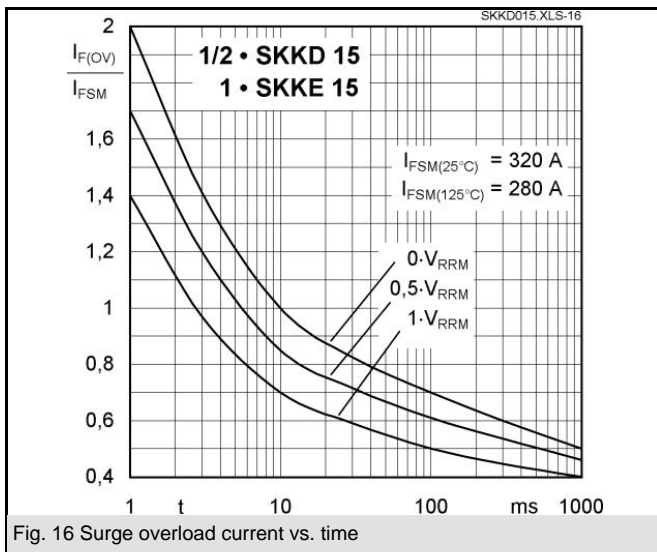
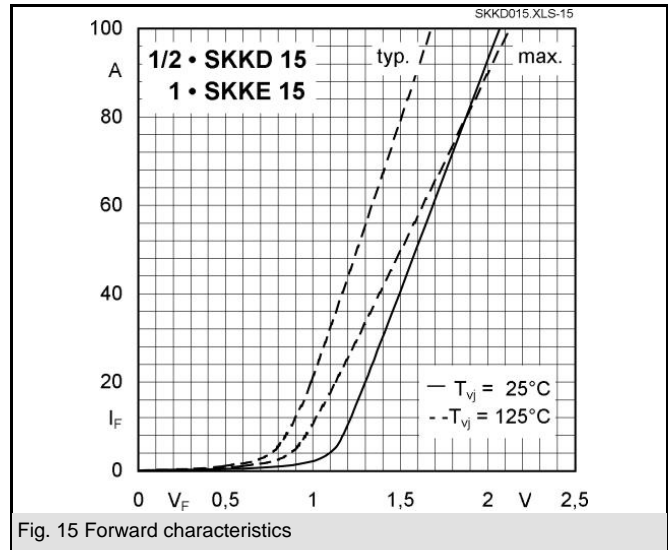
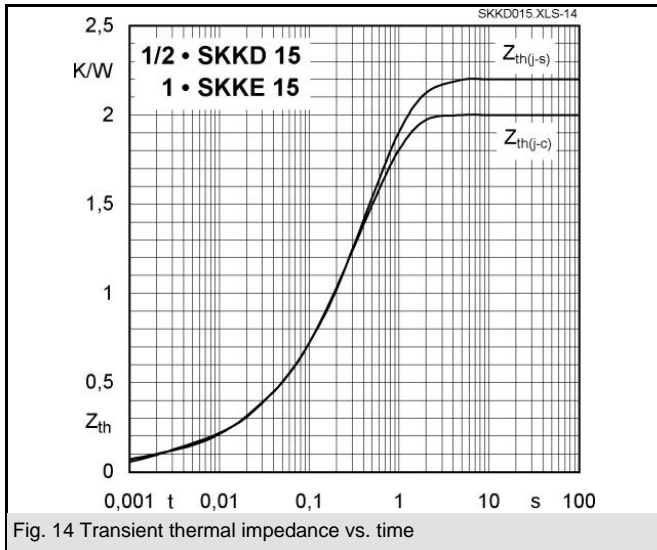
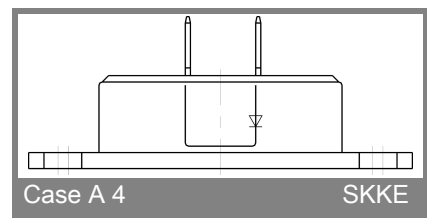
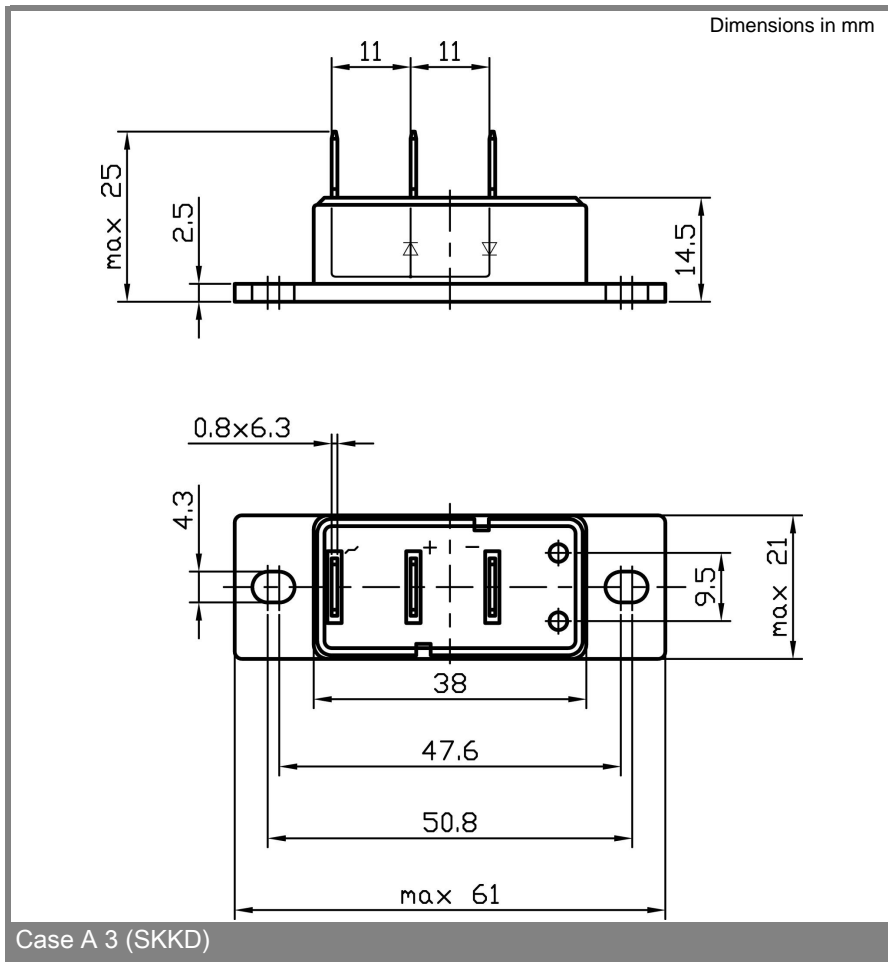


Fig. 13R Power dissipation of three modules vs. case temperature





* The specifications of our components may not be considered as an assurance of component characteristics. Components have to be tested for the respective application. Adjustments may be necessary. The use of SEMIKRON products in life support appliances and systems is subject to prior specification and written approval by SEMIKRON. We therefore strongly recommend prior consultation of our personal.