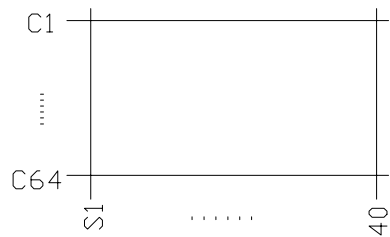
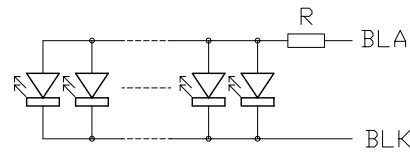


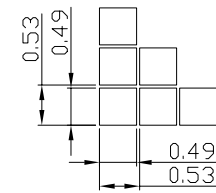
No.	Pin Name
1	FG
2	VSS
3	VDD
4	V0
5	/WR
6	/RD
7	/CE
8	C/D
9	NC
10	/RES
11	DB0
12	DB1
13	DB2
14	DB3
15	DB4
16	DB5
17	DB6
18	DB7
19	FS1
20	VOUT
21	BLA
22	BLK



Panel Wiring Details
Scale=free



Backlight Circuit
(No. of LEDs = 2 x 4pcs)
Scale=free



Pixels Details
Scale=10/1

- Note:
- *1. LCD Display Type : STN-Blue, Negative, Transmissive
 - *2. Viewing Direction : 6H
 - *3. Duty : 1/64; Bias : 1/9
 - *4. Operating Voltage : 5.0V
 - *5. Operating Temperature : -20°C~70°C
 - *6. Storage Temperature : -30°C~80°C
 - *7. Backlight : White LED
 - *8. Controller IC : T6963C

<h1>TS DISPLAY</h1>				
Dwg Title TSM24064A				
Dwg No. 060108(Rev.a)			Date 2008-03-20	
Scale 1/1	Unit mm	Tol. ±0.5		
Drawn JACK		Checked	Approved	