

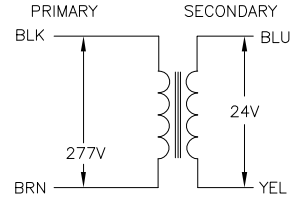
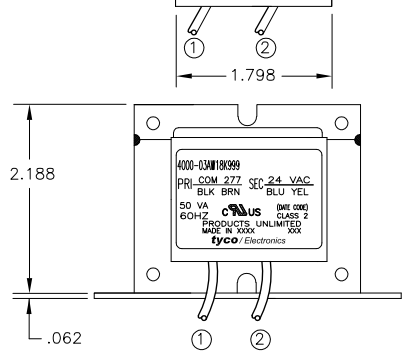
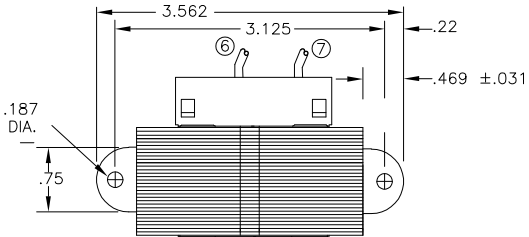
THIS DRAWING IS UNPUBLISHED. RELEASED FOR PUBLICATION
 © COPYRIGHT BY TYCO ELECTRONICS CORPORATION. ALL RIGHTS RESERVED.

LOC	DIST	REVISIONS					
GZ	00	P	LTR	DESCRIPTION	DATE	OWN	APVD
		B		0611-0162-03	16MAY2003	TCS	KH

ALL LEADS 18AWG-UNLESS OTHERWISE SPECIFIED		
PRIMARY		
LEAD NO.	1	2
VOLTAGE	COM	277
COLOR	BLK	BRN
LENGTH	12.0	12.0
STRIP LENGTH	.50	.50

NOTES
 1. DIMENSIONS FOR REFERENCE ONLY.
 2. ALL LEADS +1"/-0" TOL.
 3. STRIP TOL. ±1/32
 4. WINDING PROTECTION-INHERENTLY LIMITING

CERTIFICATION: UL, CUL FILE NO. E87824				
SECONDARY				
LEAD NO.	6	7	8	9
VOLTAGE	24	VAC		
COLOR	BLU	YEL		
LENGTH	12.0	12.0		
STRIP LENGTH	.50	.50		



SCHEMATIC

TYCO PART NUMBER
3-1611461-3

THIS DRAWING IS A CONTROLLED DOCUMENT.		DWN K.H.	16OCT1996	Tyco Electronics Corporation Harrisburg, PA 17105-3608	
DIMENSIONS: INCHES		CHK		PRODUCT SPEC	
TOLERANCES UNLESS OTHERWISE SPECIFIED:		APVD		APPLICATION SPEC	
0 PLC ±-		NAME		TRANSFORMER OUTLINE	
1 PLC ±-		SIZE		A3	
2 PLC ±-		CAGE CODE		00779	
3 PLC ±-		DRAWING NO		4000-03AW18K999	
4 PLC ±-		WEIGHT		SCALE	
ANGLES ±-		CUSTOMER DRAWING		NONE	
MATERIAL		RESTRICTED TO		SHEET 1 of 1	
FINISH		REV		B	